

Fall 2020 Profile

GCC Fall 2020 Profile (Graphic) - see separate PDF
[Institutional Profile \(Datasheet\)](#)

Fall Enrollment Trends

[Fall Enrollment & FTE \(10-Year Trend\)](#)

[Fall Enrollment by Status \(10-Year Trend\)](#)

[Fall Enrollment by Race/Ethnicity \(10-Year Trend\)](#)

[Fall Enrollment by Gender \(10-Year Trend\)](#)

[Program Enrollment \(5-Year Trend\)](#)

[Program Enrollment - Top Five Depts \(5-Year Trend\)](#)

Retention Trends (Entering New Students)

[Fall to Fall Retention \(5-Year Trend\)](#)

[Fall to Fall Retention by Status \(5-Year Trend\)](#)

[Fall to Fall Retention by Gender \(5-Year Trend\)](#)

[Fall to Fall Retention by Race/Ethnicity \(5-Year Trend\)](#)

[Fall to Fall Retention by URM Status \(5-Year Trend\)](#)

[Fall to Fall Retention - URM Males \(5-Year Trend\)](#)

[Fall to Fall Retention by Pell Eligibility \(5-Year Trend\)](#)

[Fall to Fall Retention by Age Group \(5-Year Trend\)](#)

Graduation Trends

[Graduates by Major \(10-Year Trend\)](#)

[Graduates by Degree \(10-Year Trend\)](#)

[Graduates by Age Group \(10-Year Trend\)](#)

[Graduates by Gender \(10-Year Trend\)](#)

[Graduates by Race/Ethnicity \(10-Year Trend\)](#)

[Graduates by URM Status \(10-Year Trend\)](#)

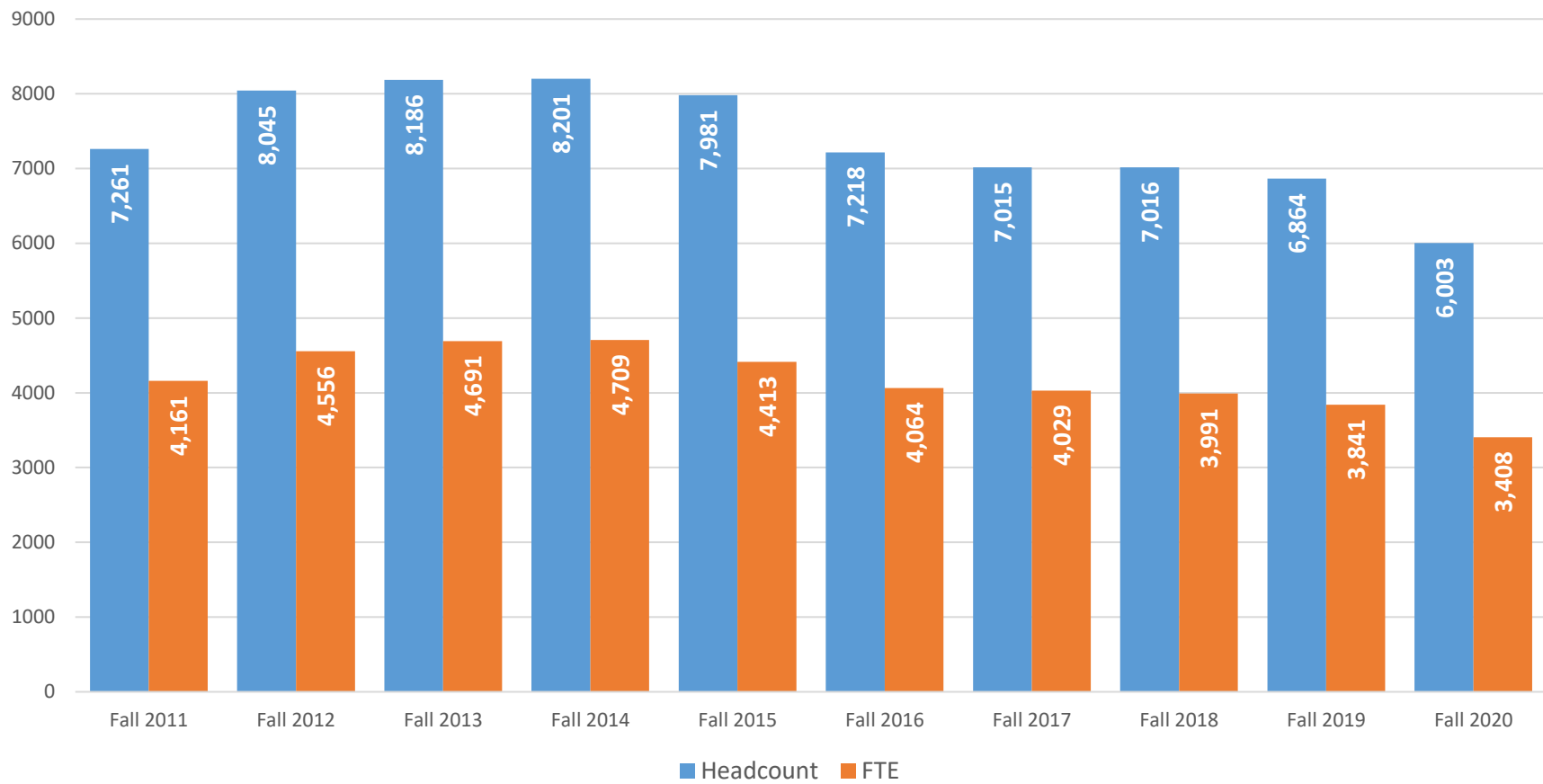
Graduation and Transfer Rates (First-Time, Full-Time Degree/Certificate Seekers)

[Three-Year Graduation and Transfer Rates \(10-Year Trend\)](#)

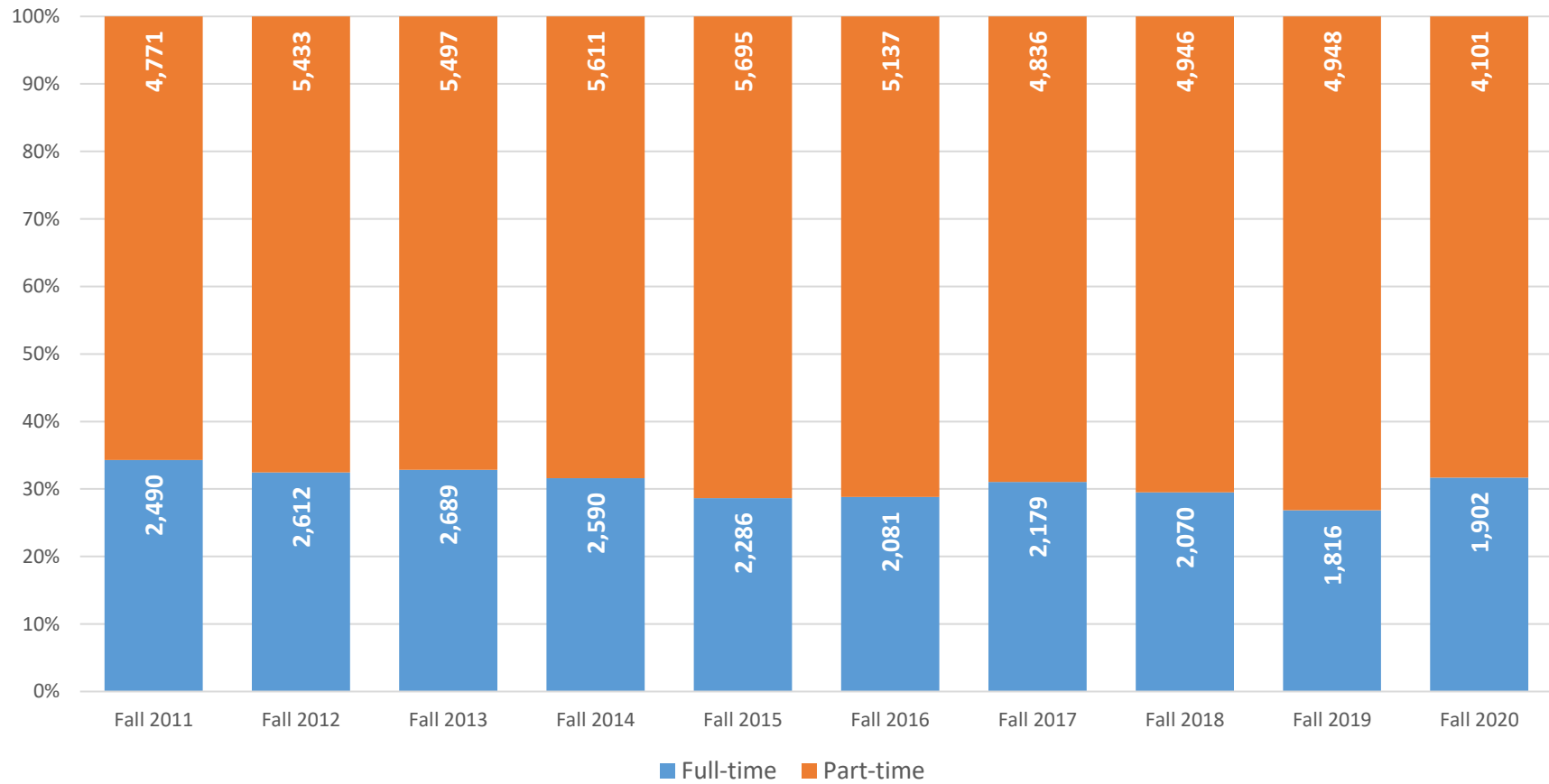
FALL 2020 STUDENT PROFILE
GATEWAY COMMUNITY COLLEGE

	Fall 2020		Fall 2019		% Change (20-19)
	Headcount	%	Headcount	%	
Total Headcount	6,003		6,864		-12.5%
FTE	3,407.53		3,840.73		-11.3%
<u>Student Type</u>					
High School	170	2.8%	278	4.1%	-38.8%
Continued	3,689	61.5%	4,009	58.4%	-8.0%
Transfer	678	11.3%	888	12.9%	-23.6%
New	1,222	20.4%	1,304	19.0%	-6.3%
Readmit	244	4.1%	385	5.6%	-36.6%
<u>Highest Degree Already Attained</u>					
None	179	3.0%	277	4.0%	-35.4%
High School Diploma	5,363	89.3%	6,038	88.0%	-11.2%
Certificate	54	0.9%	70	1.0%	-22.9%
Associate	94	1.6%	119	1.7%	-21.0%
Bachelor	274	4.6%	312	4.5%	-12.2%
Master	36	0.6%	40	0.6%	-10.0%
6th Year Certificate	0	0.0%	1	0.0%	-100.0%
Doctoral	3	0.0%	7	0.1%	-57.1%
<u>Student Status</u>					
Full time	1,902	31.7%	1,916	27.9%	-0.7%
Part time	4,101	68.3%	4,948	72.1%	-17.1%
<u>Gender</u>					
Female	3,809	63.5%	4,126	60.1%	-7.7%
Male	2,194	36.5%	2,738	39.9%	-19.9%
<u>Ethnicity</u>					
Caucasian	2,233	37.2%	2,526	36.8%	-11.6%
African American	1,420	23.7%	1,667	24.3%	-14.8%
Hispanic	1,703	28.4%	1,957	28.5%	-13.0%
Asian	264	4.4%	286	4.2%	-7.7%
Native American	16	0.3%	15	0.2%	6.7%
Pacific Islander	11	0.2%	12	0.2%	-8.3%
Multiple Races	184	3.1%	218	3.2%	-15.6%
Unknown/Other	136	2.3%	145	2.1%	-6.2%
Non Resident Alien	36	0.6%	38	0.6%	-5.3%
Average Age	25.9		26.3		-1.4%
Within 12-mon High School Grad	880	14.7%	878	12.8%	0.2%
Non Cert/Degree Seekers	512	8.5%	618	9.0%	-17.2%
Certificate Seekers	281	4.7%	257	3.7%	9.3%
Degree Seekers	5,210	86.8%	5,989	87.3%	-13.0%
International Students	195	3.2%	275	3.8%	-29.1%
Students with Permanent Visas	616	10.3%	728	9.9%	-15.4%
U.S. Citizens	5,192	86.5%	5,861	86.3%	-11.4%
Veteran	87		No Data		
<u>Service Towns</u>					
Bethany	19	0.3%	27	0.4%	-29.6%
Branford	189	3.1%	232	3.4%	-18.5%
East Haven	292	4.9%	368	5.4%	-20.7%
Guilford	94	1.6%	100	1.5%	-6.0%
Hamden	523	8.7%	648	9.4%	-19.3%
Madison	63	1.0%	52	0.8%	21.2%
New Haven	1,365	22.7%	1,852	27.0%	-26.3%
North Branford	94	1.6%	105	1.5%	-10.5%
North Haven	158	2.6%	198	2.9%	-20.2%
Orange	57	0.9%	71	1.0%	-19.7%
West Haven	744	12.4%	845	12.3%	-12.0%
Woodbridge	33	0.5%	32	0.5%	3.1%
TOTAL	3,631	60.5%	4,530	66.0%	-19.8%
Non-Service Towns	2,372	39.5%	2,334	34.0%	1.6%

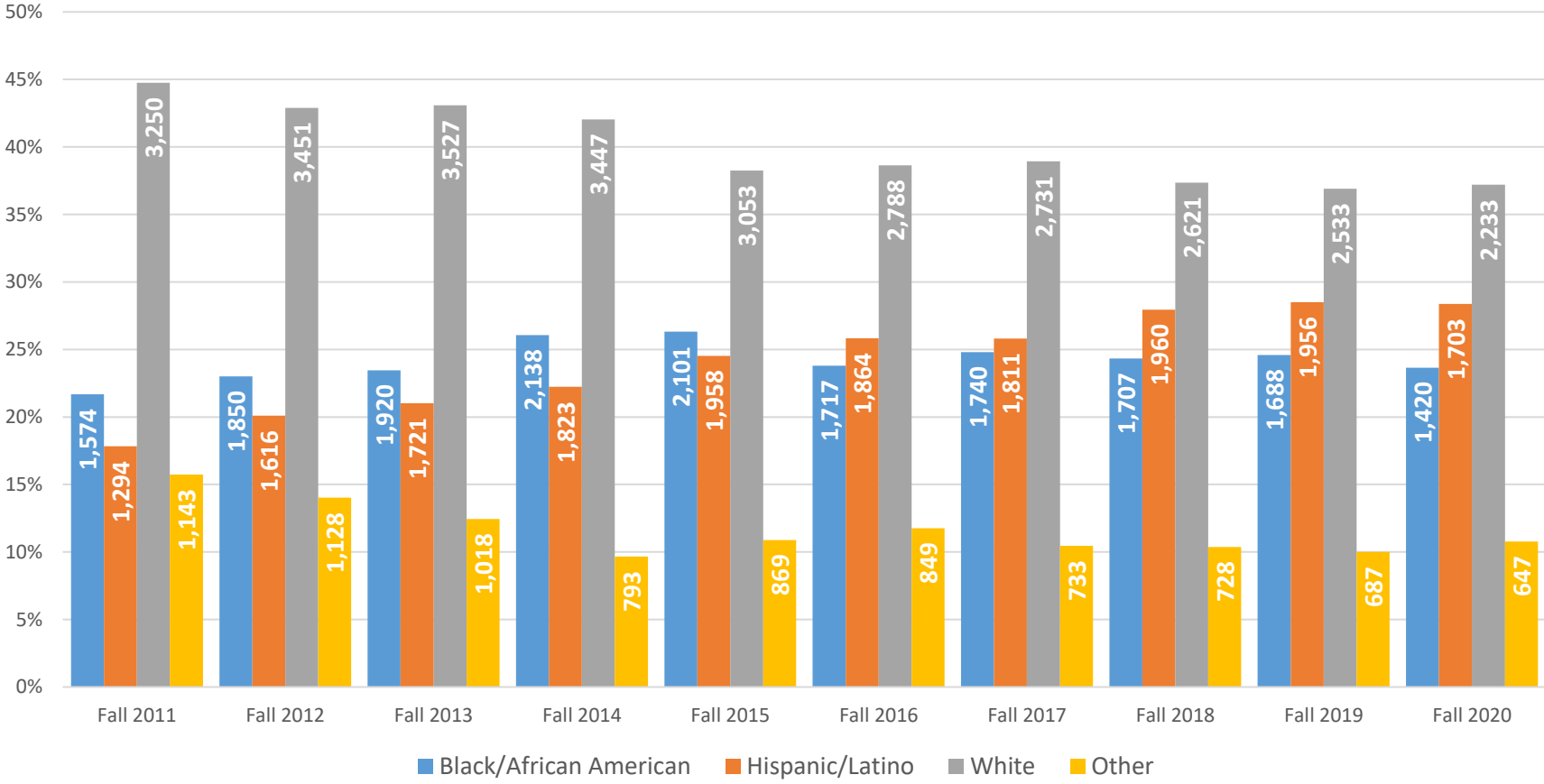
Fall Enrollment and Full-Time Equivalency 10-Year Trend



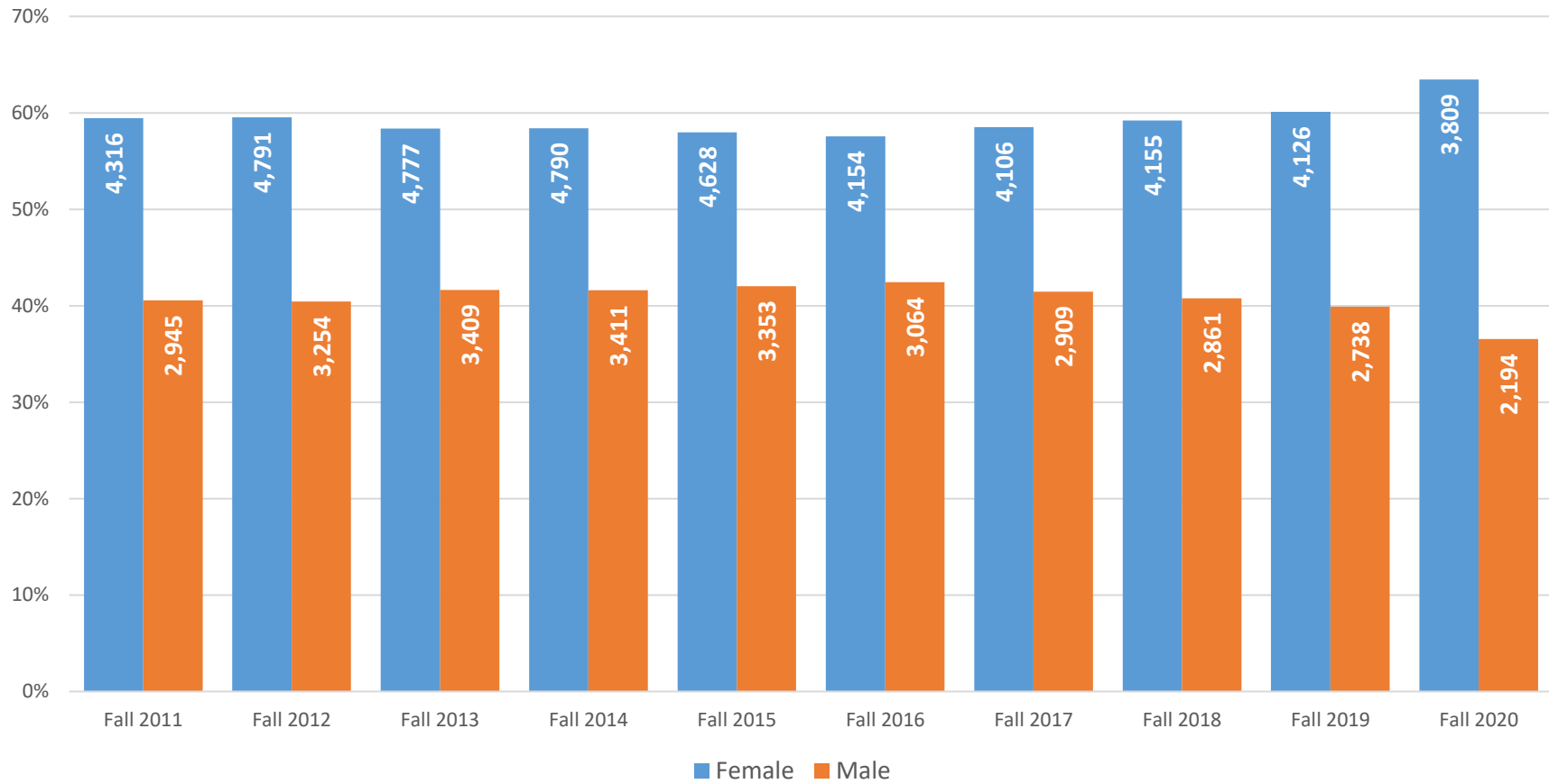
Fall Enrollment by Status 10-Year Trend



Fall Enrollment by Race/Ethnicity 10-Year Trend



Fall Enrollment by Gender 10-Year Trend



**FALL PROGRAM ENROLLMENT
FIVE YEAR COMPARISON (2016-2020)
GATEWAY COMMUNITY COLLEGE**

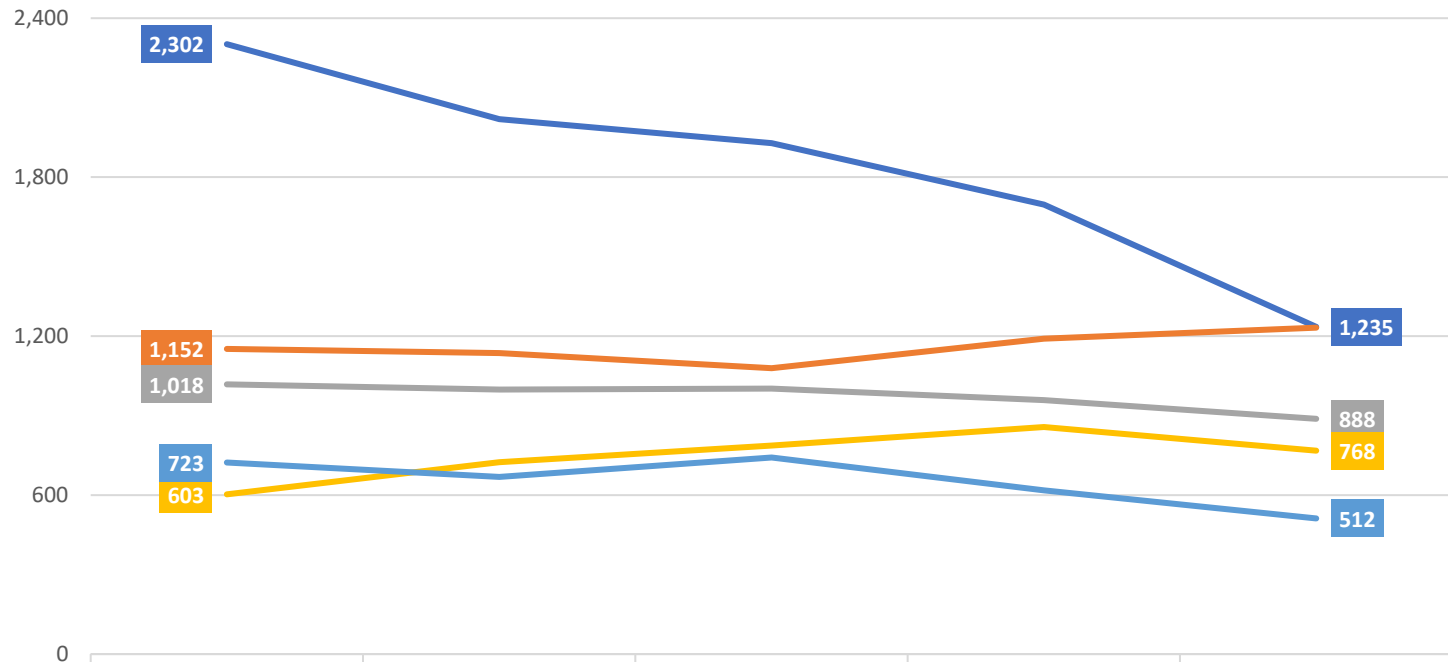
Major	Major Code	Headcount				
		Fall 16	Fall 17	Fall 18	Fall 19	Fall 20
Advance Automotive Tech Cert	IJ98	1	2	2	1	0
Alternative Fuel Vehicle Cert	IJ17	1	0	0	0	0
Automotive Tech - Honda PACT	IA11	0	8	15	22	21
Automotive Tech - Honda PACT	IJ23	0	7	2	3	9
Automotive Technology (GM)	IA25	18	27	28	30	24
Automotive Technology (GM)	IJ21	5	10	3	8	7
Automotive Technology (TOY)	IA26	1	0	0	0	0
Automotive Technology Cert	IJ97	4	5	9	3	0
Aviation Maintenance Technology	IA27	2	1	2	2	1
Biomedical Engr Tech	IA42	32	37	32	29	35
Biotechnology Certificate	IK04	1	0	0	0	0
BOT: Adm Asst	IB25	14	14	14	13	4
BOT: Admin. Assist Cert	IJ11	1	0	2	2	1
BOT: Elec Hlth Records & Coding	IB68	32	38	31	23	15
BOT: Legal Adm Asst	IB45	2	2	4	4	0
BOT: Legal Admin Asst-Paralegal	IB74	0	0	3	3	6
BOT: Med Adm Asst Cert	IJ10	8	9	8	2	3
BOT: Medical Adm Asst	IB51	33	24	26	21	18
BOT: Office Apps Skills Update	IJ26	1	1	1	0	0
BOT: Word Processing	IB57	2	0	1	0	0
Bus Adm: Accountant's Asst Cert	IJ04	4	2	3	2	5
Bus Admin Management Option	IB63	144	137	81	58	60
Business Adm: Bookkeeping Cert	IJ25	4	3	4	3	3
Business Admin: Acct Op	IA46	116	95	60	52	41
Business Admin: Marketing	IB66	46	45	39	42	33
Business Administration	IA67	200	144	133	86	72
Business Administration Cert	IJ42	6	6	7	11	12
CEU - NON-CREDIT	IPCF	2	1	0	0	0
Child Dvlpmt Assoc Cred Cert	IJ53	3	3	2	2	1
Clean Water Management Cert	IJ19	6	2	4	4	2
Comp Auto Repair & Srv (CARS)	IA12	0	22	40	58	40
Comp Auto Repair & Srv (CARS)	IJ24	0	18	19	15	10
Comp Science: Data Scrty Splcst	IA06	0	4	10	10	16
Computer Assisted Drafting Ct	IJ50	3	7	3	4	10
Computer Engr Tech	IA89	88	79	51	46	32
Computer Sci: Networking Opt	IB64	31	37	30	21	15
Computer Science	IA97	165	150	121	110	95
Computer Science Certificate	IJ69	13	11	5	8	12
Computer Science Networking	IJ44	8	3	10	5	8
Computer Servicing Certificate	IJ03	3	4	2	2	2
CPR	IQPR	1	0	0	0	0

Major	Major Code	Fall 16	Fall 17	Fall 18	Fall 19	Fall 20
CSCU Transfer: Art Studies	IG21	0	18	33	38	41
CSCU Transfer: Biochem Studies	IG23	0	0	0	5	13
CSCU Transfer: Biology Studies	IG01	24	82	110	123	95
CSCU Transfer: Comm Studies	IG03	10	30	47	51	40
CSCU Transfer: Crim Studies	IG04	24	59	121	147	168
CSCU Transfer: ECTC Studies	IG14	0	11	24	13	9
CSCU Transfer: English Studies	IG05	6	22	21	22	20
CSCU Transfer: French Studies	IG16	0	0	2	1	1
CSCU Transfer: History Studies	IG06	6	14	21	16	12
CSCU transfer: Italian Studies	IG18	0	0	0	2	1
CSCU Transfer: Math Studies	IG07	5	18	18	20	19
CSCU Transfer: Physics Studies	IG19	0	2	5	5	4
CSCU Transfer: Pol Sci Studies	IG08	5	16	19	25	21
CSCU Transfer: Psych Studies	IG09	19	80	104	143	148
CSCU Transfer: Spanish Studies	IG20	0	2	4	3	3
CSCU Transfer: Business Studies	IG12	0	83	181	250	239
CSCU Transfer: Chemistry Studies	IG02	3	8	13	18	19
CSCU Transfer: Comp Sci Studies	IG13	0	27	79	110	111
CSCU Transfer: Exer Sci Studies	IG15	0	12	20	27	30
CSCU Transfer: Sociology Studies	IG11	5	11	7	20	15
CSCU Transfer: Socl Wrk Studies	IG10	19	57	99	97	70
Culinary Arts	IB76	0	0	0	32	50
Culinary Arts Certificate	IJ82	38	21	22	30	12
Data Security Specialist	IA08	17	13	9	8	8
Diagnostic Medical Sonography	IA74	22	21	23	22	23
Dietetic Technology	IB13	64	37	12	1	0
Drug & Alcohol Recov Counselor	IF07	64	69	73	69	33
Drug & Alcohol Recov Counselor	IJ28	0	5	20	36	38
Early Childhood Admin & Ldrshp	IJ90	1	3	2	2	4
Early Childhood Ed Tchr Asst Crt	IJ89	5	2	0	1	0
Early Childhood Educ: Career	IB17	114	92	73	68	65
Early Childhood Educ: Transfer	IB18	74	86	71	75	61
Early Childhood Special Ed	IA78	38	27	16	24	17
Early Childhood Special Ed Cert	IJ75	2	6	2	2	3
Electrical Engr Tech	IB21	83	69	64	57	48
Electronics Technician Cert	IJ94	2	10	4	9	6
Engineering Sci/Coll of Tech	IB22	124	132	121	115	82
Entrepreneurial Studies	IA77	45	37	28	26	29
Entrepreneurial Studies Cert	IJ73	4	1	7	4	1
Environ Sci & Toxicology Cert	IK02	2	0	2	3	2
Environmental Sci & Toxicology	IB23	30	23	20	24	15
Exercise Science & Wellness	IB67	63	58	44	20	18
Family Support & Respite Care	IJ01	0	0	0	0	1
Fire Technology & Admin	IF05	32	25	17	19	11
Firefighter 1 and 2	IJ88	16	9	16	22	18
Fitness Specialist Certificate	IJ74	5	0	5	2	3

Major	Major Code	Fall 16	Fall 17	Fall 18	Fall 19	Fall 20
Food Service Management	IB35	52	46	23	6	3
General Automotive Technology	IA10	89	33	9	2	2
General Automotive Technology	IJ20	12	3	2	2	0
General Engineering Technology	IB27	15	6	1	0	0
General Studies	IB31	2,302	2,019	1,928	1,697	1,235
Gerontology Certificate	IJ81	1	0	0	0	1
Health Career Pathways Cert	IK55	15	4	2	2	24
Hotel Management	IA18	0	0	8	8	11
Hotel/Motel Management	IB36	28	18	10	5	2
Human Services Certificate	IJ83	10	7	6	9	10
Human Services: Transfer	IB40	98	74	50	33	26
Human Services: Career	IB38	81	65	45	47	39
Human Services: Gerontology	IB39	2	6	4	6	5
Infant & Toddler Development	IJ02	1	1	1	1	0
Liberal Arts & Sciences	IA98	1,152	1,136	1,079	1,191	1,232
Management Cert	IJ60	2	4	2	0	6
Manufacturing Engr Tech	IB52	20	25	43	38	33
Mechanical Engineering Tech	IB50	52	45	49	49	40
Meetings,Conventions Mgmt	IJ99	5	4	1	1	3
Mobile Application Development	IA09	4	3	3	10	3
Natural Sciences & Mathematics	IB61	16	21	15	12	7
Network Administrator	IJ27	0	0	0	2	3
NON DEG/MATRIC	IZ98	508	365	356	333	167
NON DEGREE/NON MATRIC	IZ99	213	303	386	285	345
Nuclear Medicine Technology	IA92	11	15	16	17	16
Nursing - CT - CCNP	IF30	196	194	196	192	186
Nutrition and Dietetics	IB12	0	26	51	52	48
Professional Baker Cert	IJ86	5	1	2	4	4
Public Utilities Management	IA16	0	2	4	7	7
Quality Control Certificate	IJ55	1	0	1	2	5
Radiation Therapy	IA93	19	18	16	21	19
Radiography	IA91	42	44	43	42	50
Railroad Engineering Technlgy	IA96	42	36	38	39	32
Railroad: Signaling & Comm Opt	IA99	27	23	17	24	14
Restaurant & Food Service Mgmt	IA17	0	4	23	15	11
Retail Mgmt/Fashion Merch Cert	IK03	0	4	1	2	3
Retail Mgmt/Fashion Merchandisng	IB26	23	18	25	22	20
Solar Technology Certificate	IJ18	1	3	1	1	1
Step Forward 1	IQSF	2	0	0	0	0
Studio Art	IB59	37	27	31	26	21
Studio Art: Graphic Design	IB60	98	89	83	77	60
Substance Abuse Counselor Cert	IJ95	16	12	8	2	0
Surgical Technology	IA80	0	0	0	11	15
Teacher Assistant Cert	IJ96	2	3	2	10	10
Technol Studies/Coll of Tech	IA37	7	7	13	14	6
Telecommunications Technology	IA02	2	1	0	0	0

Major	Major Code	Fall 16	Fall 17	Fall 18	Fall 19	Fall 20
Therapeutic Recreation Certif	IJ59	9	12	15	7	10
Transporta Distribut & Logistics	IZ16	1	0	0	0	0
Water Mgmt Certificate	IJ71	18	23	16	20	20
Web Design Certificate	IK05	5	6	3	4	7
Youth Worker Certificate	IJ78	4	3	2	2	1

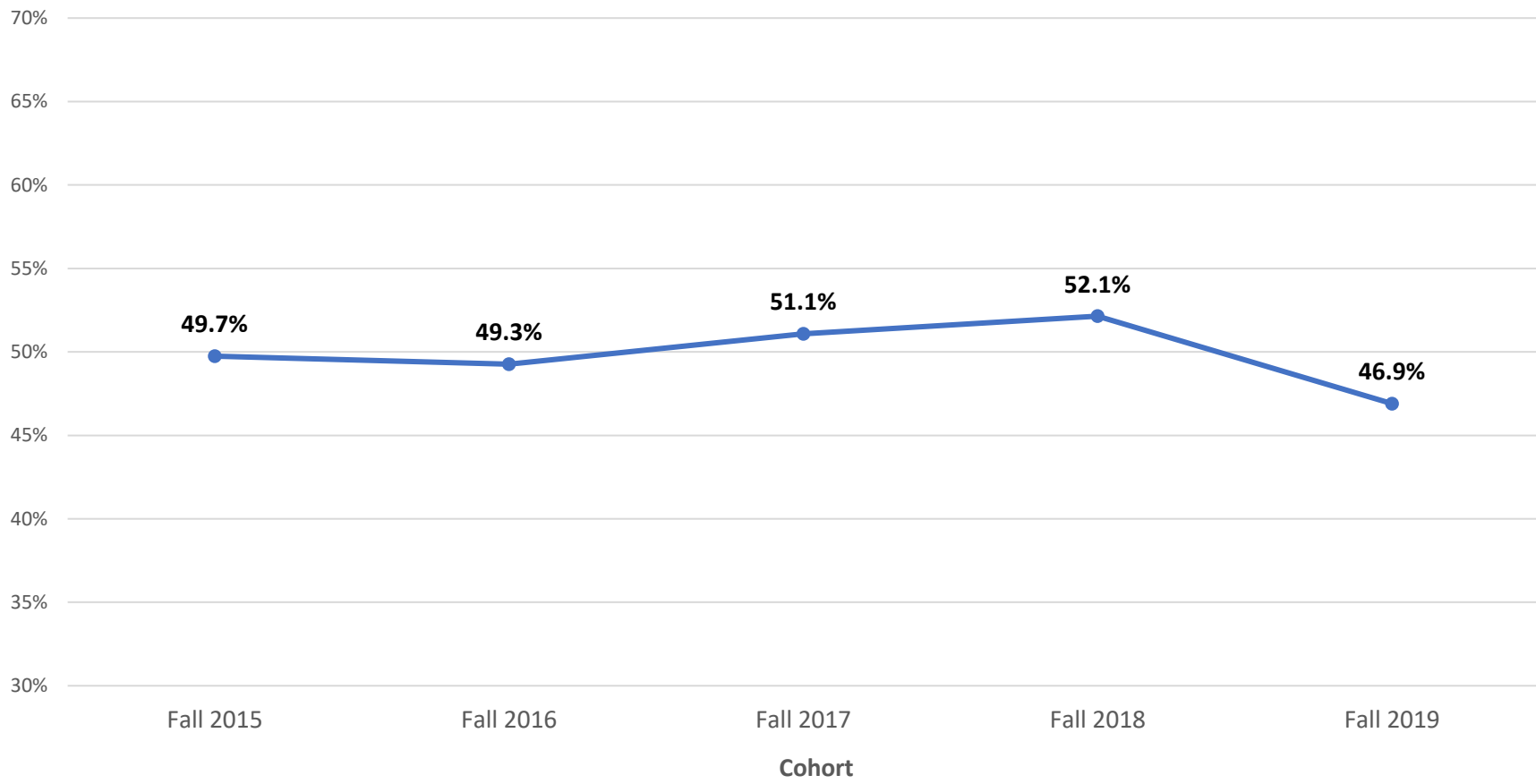
Program Enrollment - Top 5 Departments Fall 2016 - 2020



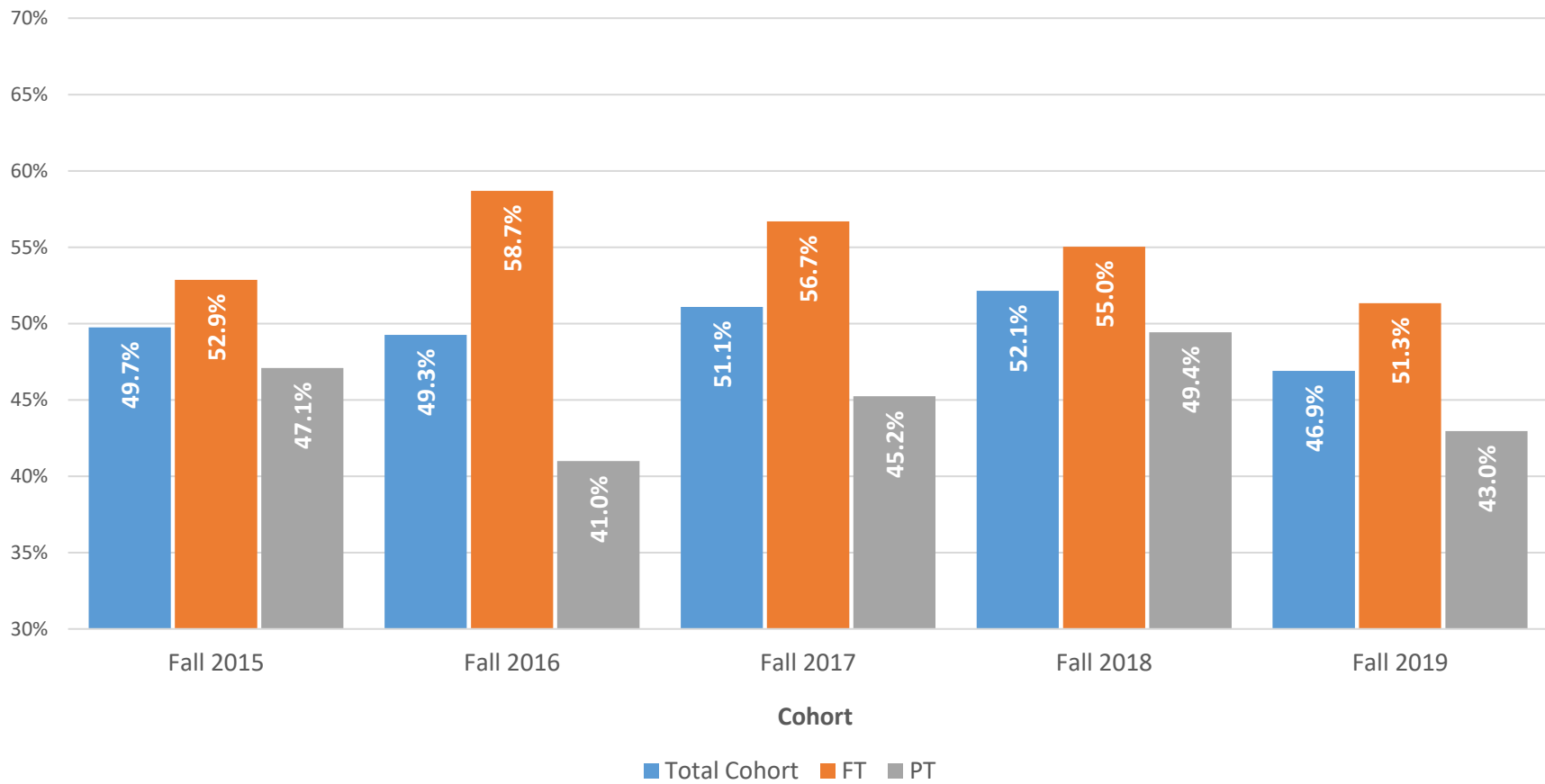
	Fall 2016	Fall 2017	Fall 2018	Fall 2019	Fall 2020
General Studies	2,302	2,019	1,928	1,697	1,235
Liberal Arts & Sciences	1,152	1,136	1,079	1,191	1,232
Business	1,018	999	1,002	958	888
Social Sciences	603	724	787	857	768
Non-Degree / Non-Credit	723	669	742	618	512

Department totals include Transfer Ticket students.

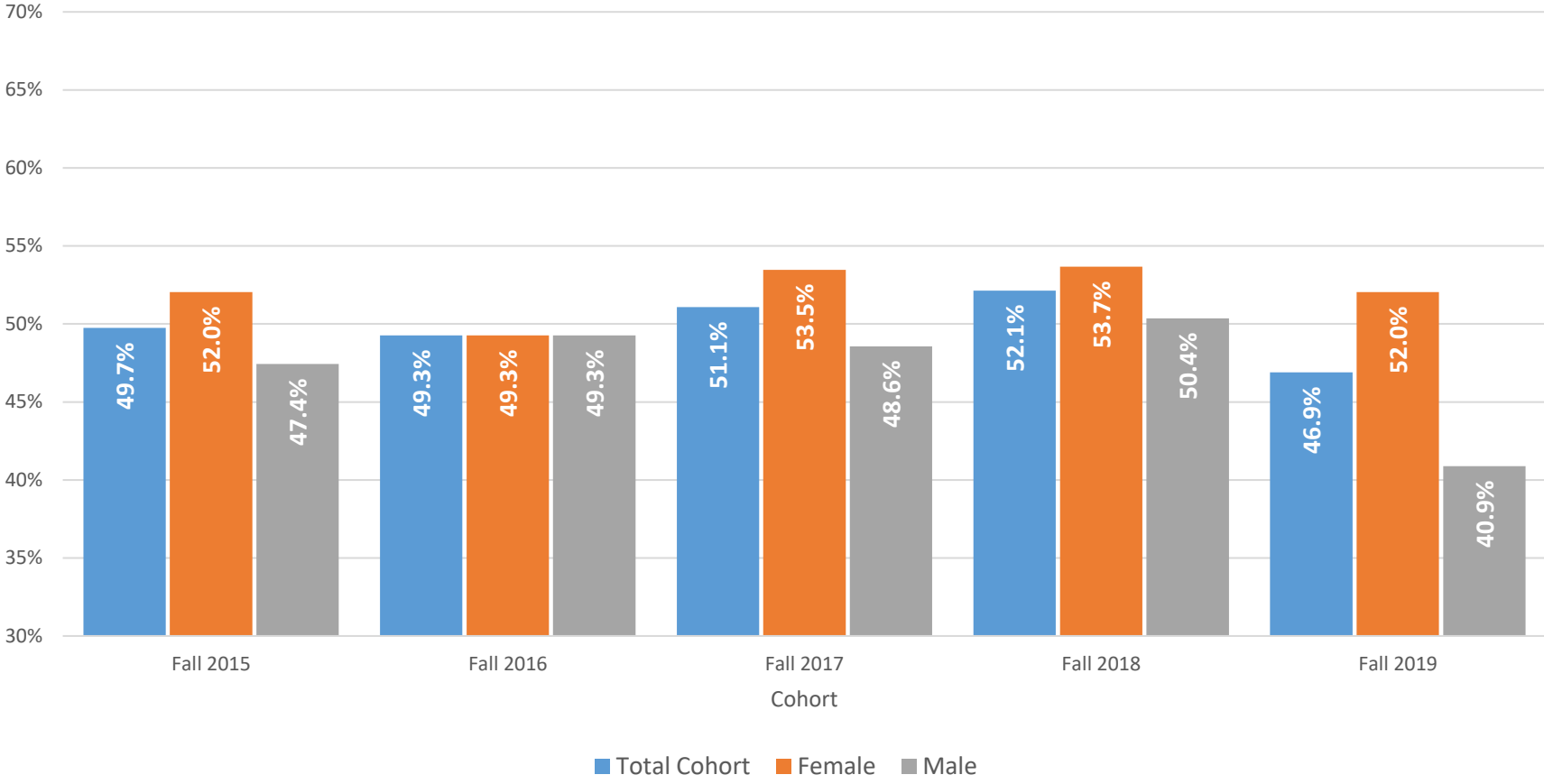
Fall to Fall Retention Rate
First-Time Degree/Certificate Seeking Students



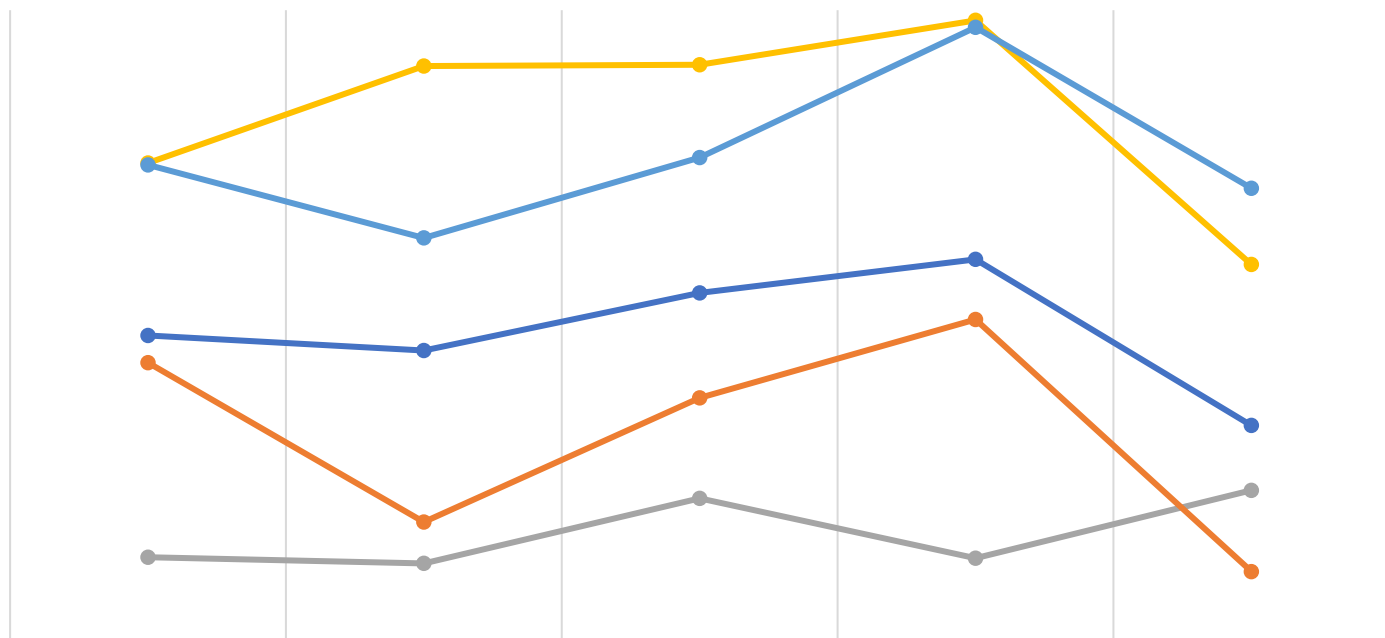
Fall to Fall Retention Rate First-Time Degree/Certificate Seeking Students by Status



Fall to Fall Retention Rate First-Time Degree/Certificate Seeking Students by Gender

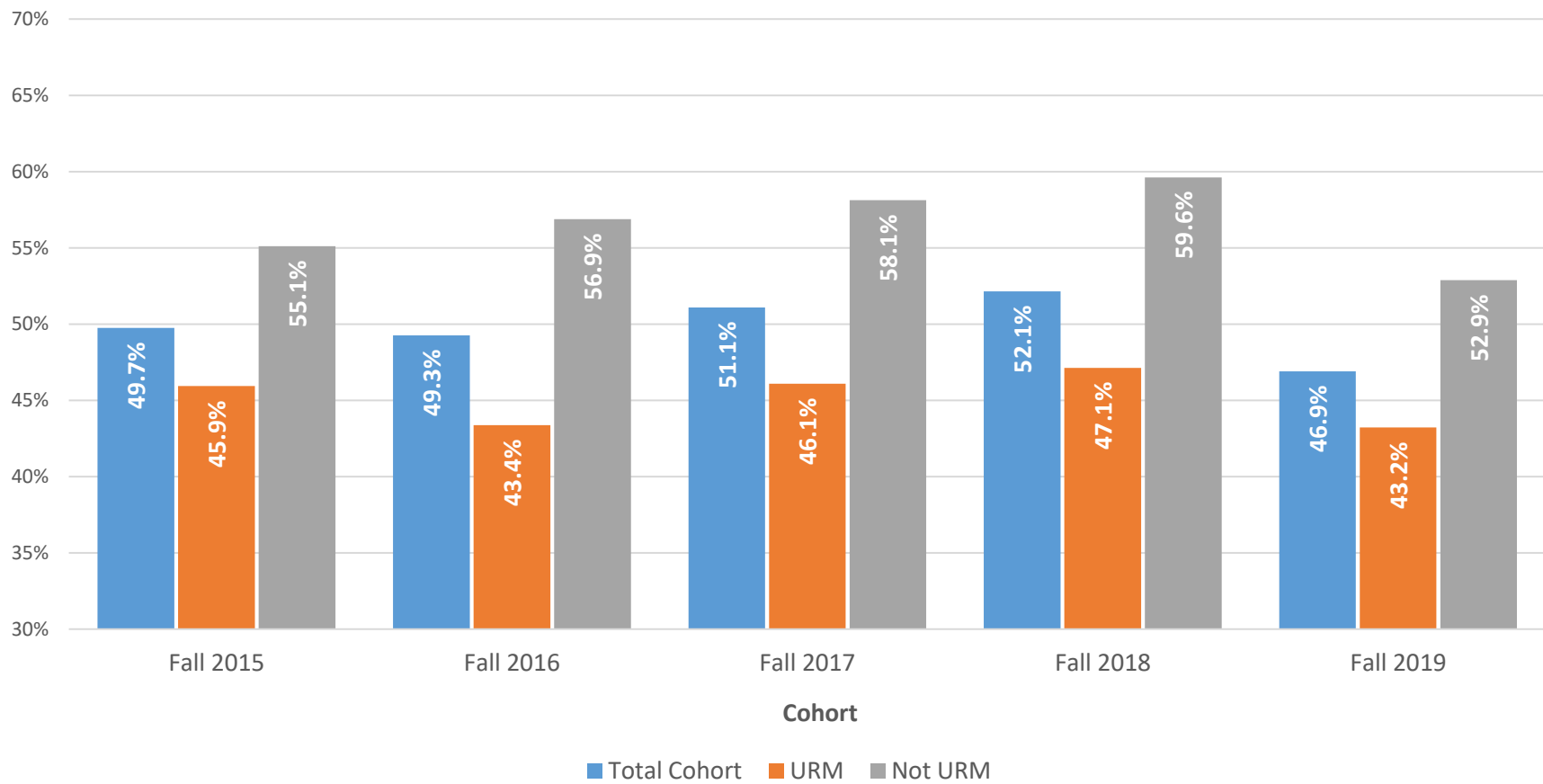


Fall to Fall Retention Rate
 First-Time Degree/Certificate Seeking Students by Race/Ethnicity

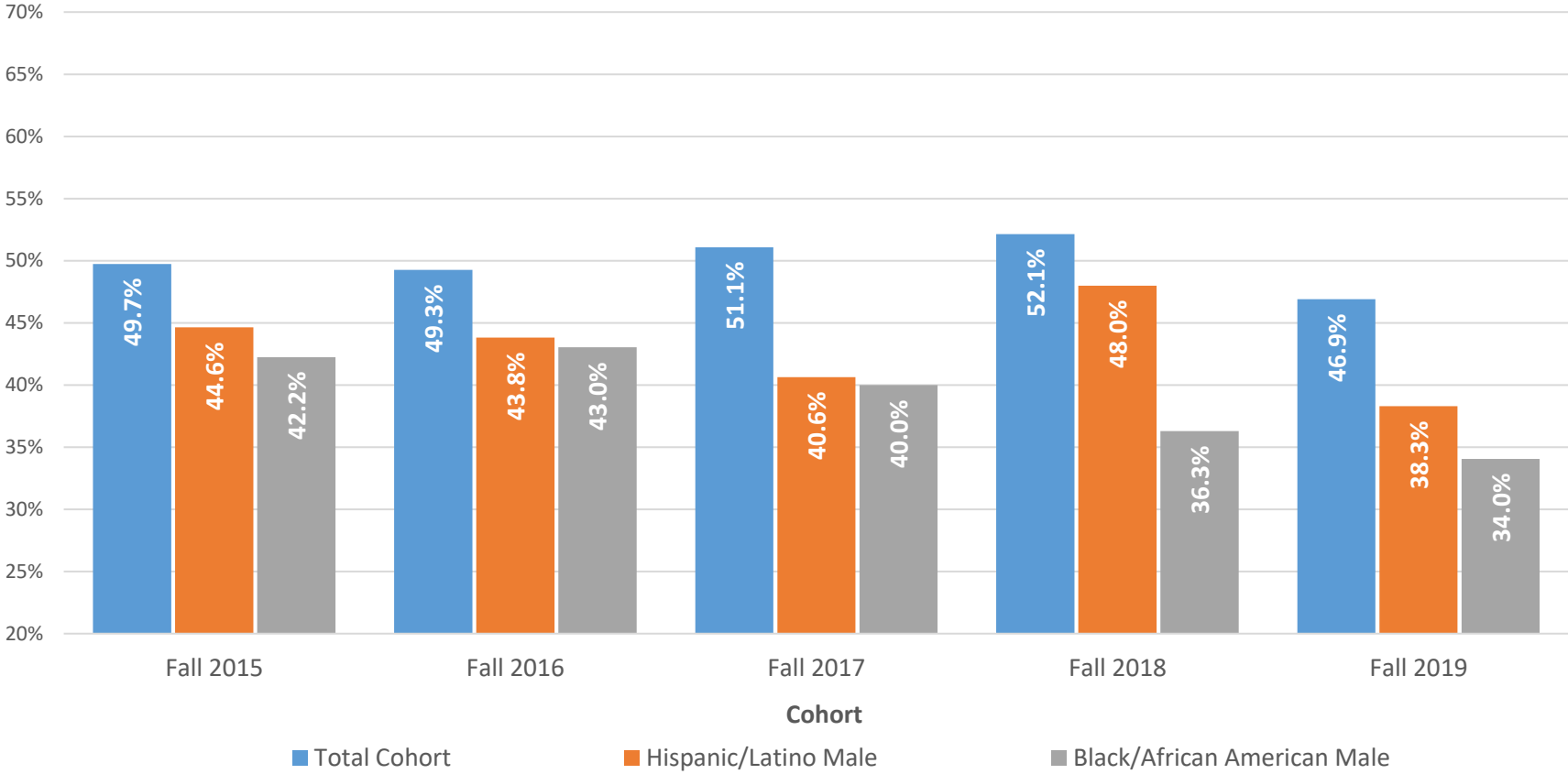


	Fall 2015	Fall 2016	Fall 2017	Fall 2018	Fall 2019
● Total Cohort	49.7%	49.3%	51.1%	52.1%	46.9%
● Black/African American	42.7%	42.6%	44.6%	42.7%	44.9%
● Hispanic/Latino	48.9%	43.9%	47.8%	50.2%	42.3%
● White	55.2%	58.2%	58.3%	59.7%	52.0%
● Other	55.1%	52.8%	55.4%	59.5%	54.4%

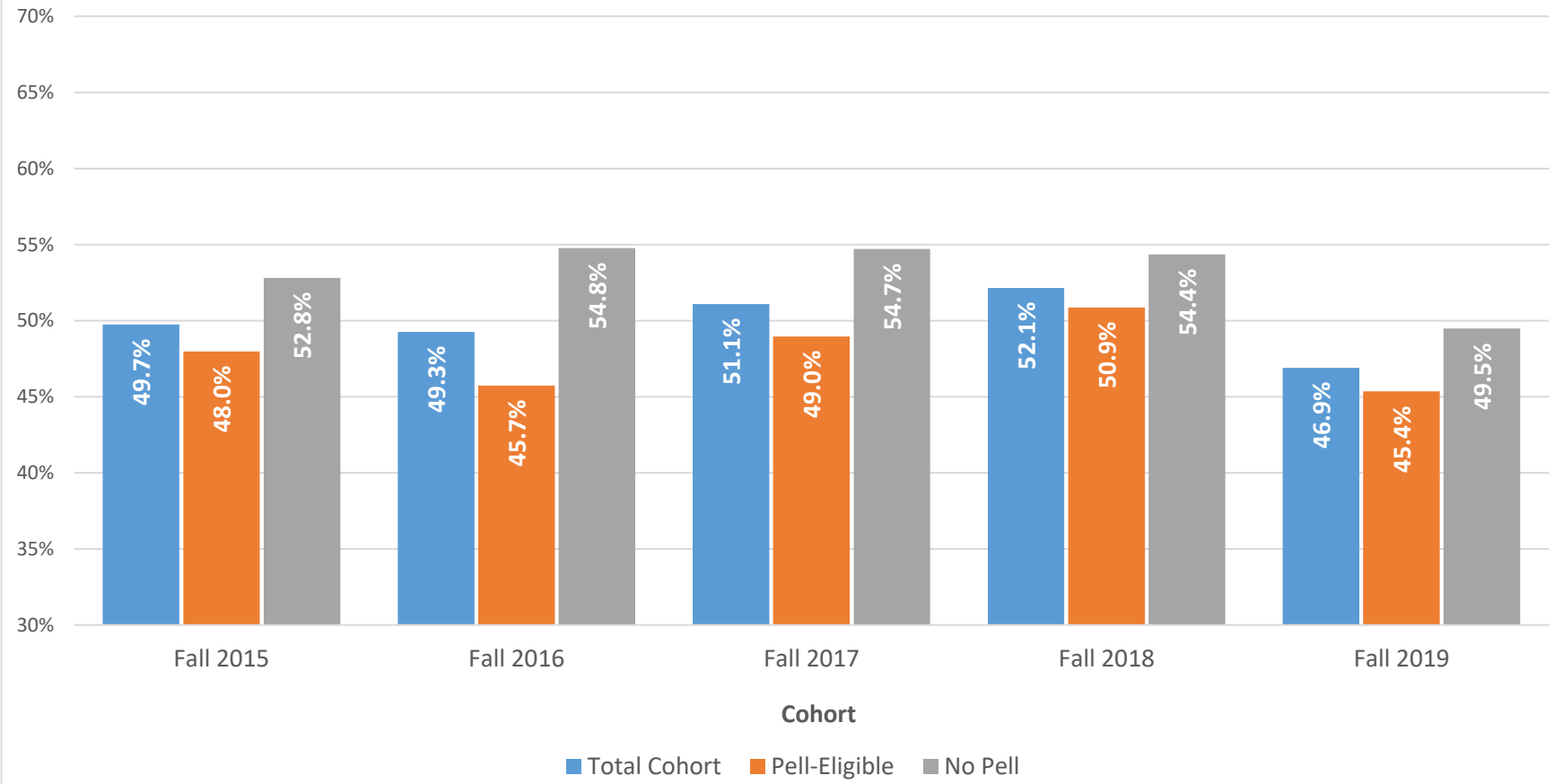
Fall to Fall Retention Rate First-Time Degree/Certificate Seeking Students by URM Status



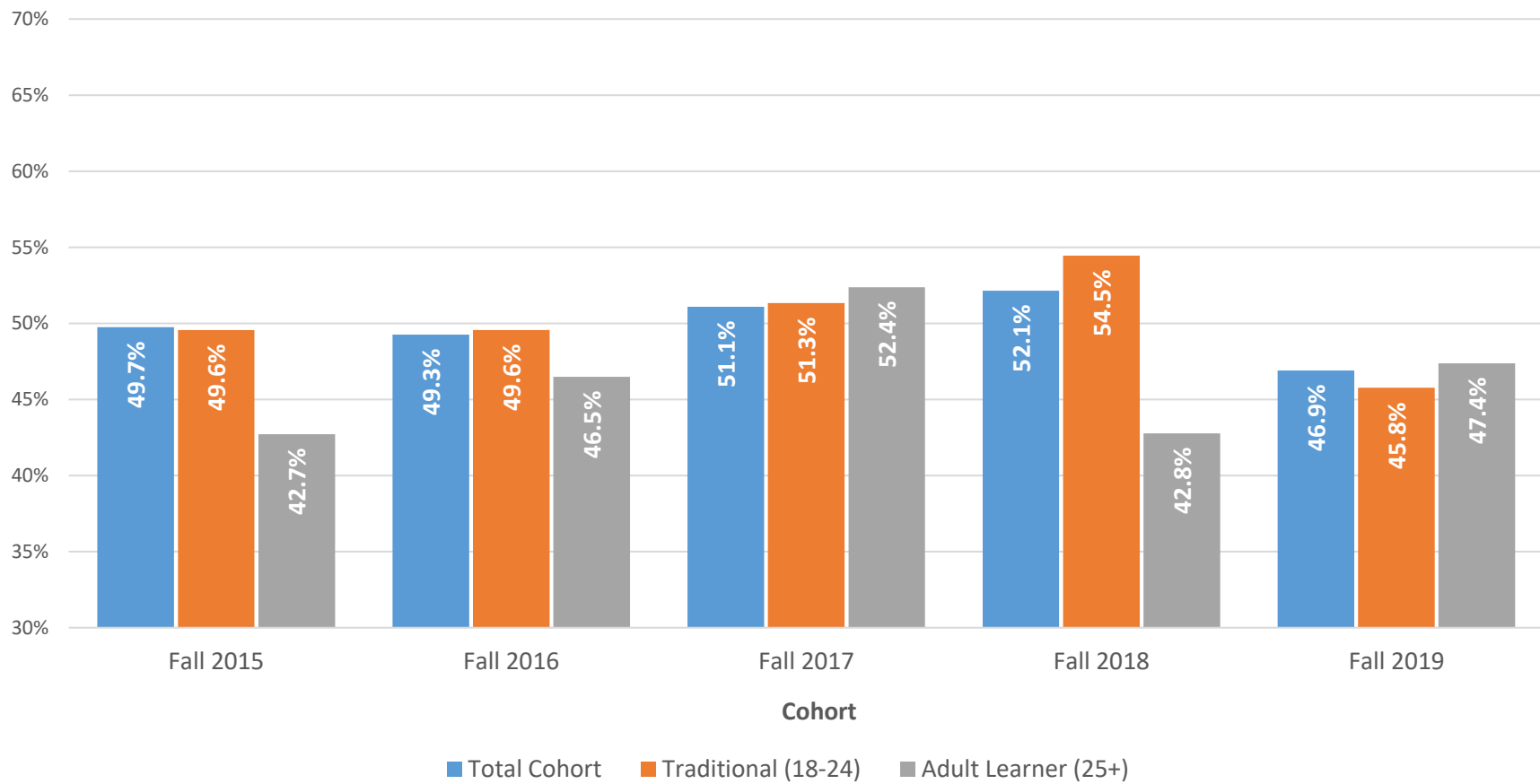
Fall to Fall Retention Rate
First-Time Degree/Certificate Seeking Students - URM Males



Fall to Fall Retention Rate
First-Time Degree/Certificate Seeking Students by Pell Eligibility



Fall to Fall Retention Rate First-Time Degree/Certificate Seeking Students by Age Group

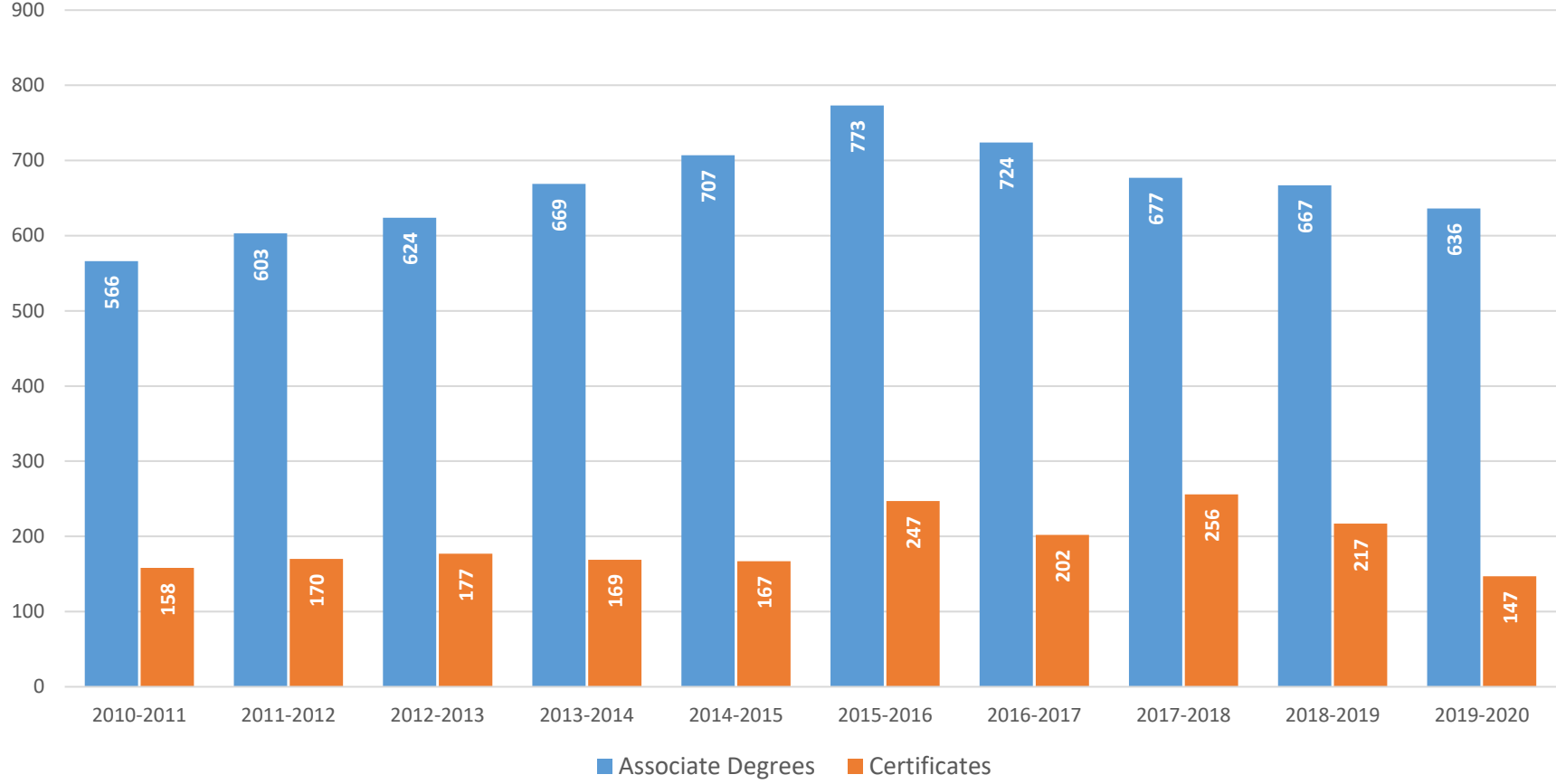


Gateway Community College
Graduates by Major
AY 2011 - AY 2020

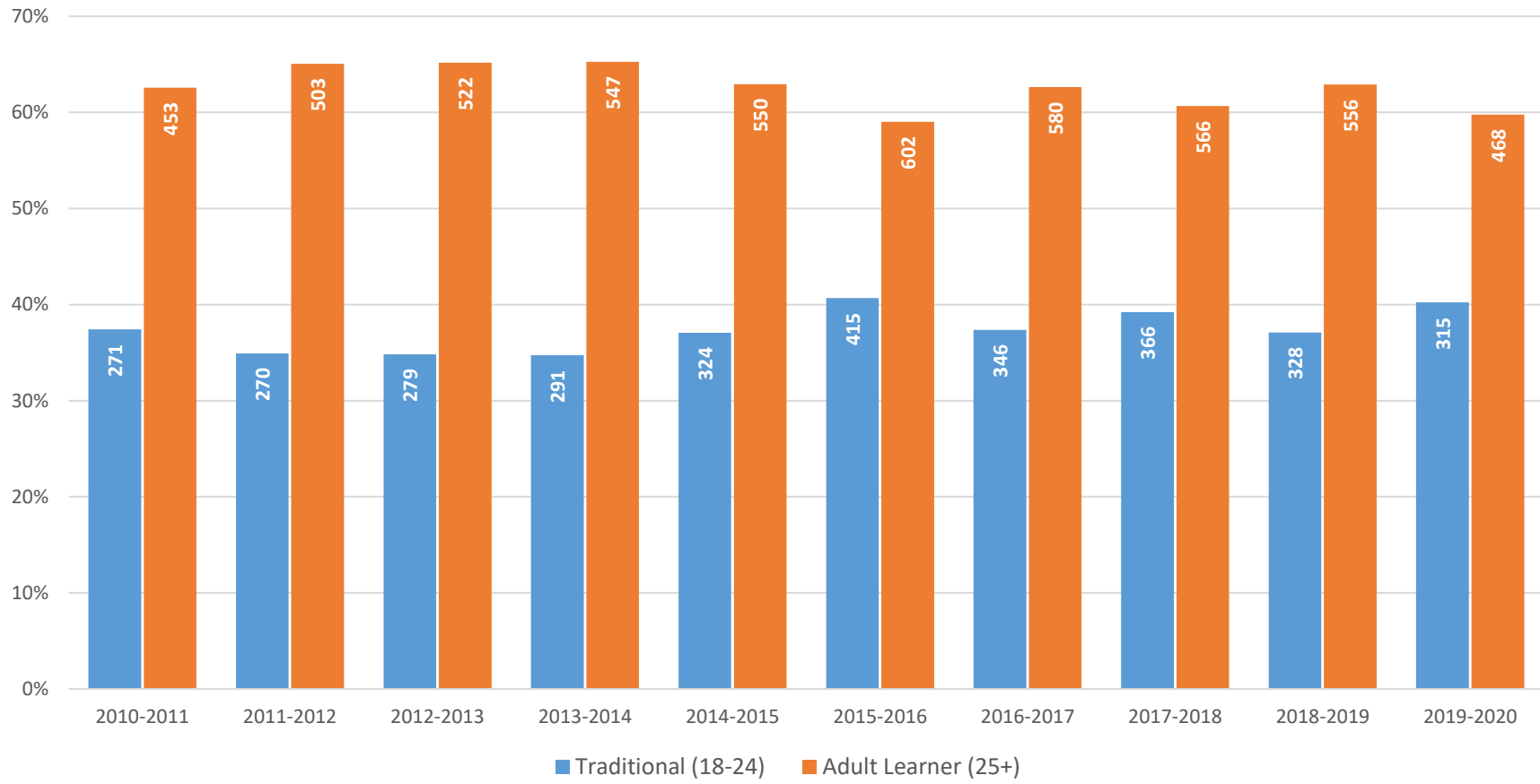
Code	Major	Degree	2010-2011	2011-2012	2012-2013	2013-2014	2014-2015	2015-2016	2016-2017	2017-2018	2018-2019	2019-2020	TOTAL DEGREES AWARDED (by Major)
IA08	Data Security Specialist	AS	0	0	0	0	0	0	0	1	1	0	2
IA09	Mobile Application Development	AS	0	0	0	0	0	1	1	0	1	1	4
IA10	General Automotive Technology	AAS	0	0	3	10	7	7	3	4	1	0	35
IA11	Automotive Tech - Honda PACT	AAS	0	0	0	0	0	0	0	0	2	2	4
IA12	Comp Auto Repair & Srvc (CARS)	AAS	0	0	0	0	0	0	3	3	5	11	22
IA16	Public Utilities Management	AS	0	0	0	0	0	0	0	0	0	2	2
IA17	Restaurant & Food Service Mgmt	AS	0	0	0	0	0	0	0	0	2	1	3
IA18	Hotel Management	AS	0	0	0	0	0	0	0	0	1	2	3
IA25	Automotive Technology (GM)	AAS	2	4	2	6	2	6	9	3	7	2	43
IA26	Automotive Technology (TOY)	AAS	3	2	2	0	0	0	0	0	0	0	7
IA27	Aviation Maintenance Technology	AS	0	0	1	2	1	1	1	0	1	1	8
IA37	Technol Studies/Coll of Tech	AS	0	0	0	0	0	2	0	0	0	1	3
IA42	Biomedical Engr Tech	AS	13	13	3	6	9	6	4	8	10	4	76
IA46	Business Admin: Acct Op	AS	12	17	12	16	20	23	16	11	10	4	141
IA67	Business Administration	AS	12	6	12	8	12	19	21	21	7	5	123
IA74	Diagnostic Medical Sonography	AS	9	10	9	8	9	10	11	7	9	9	91
IA77	Entrepreneurial Studies	AS	3	4	5	1	3	2	3	4	4	2	31
IA78	Early Childhood Special Ed	AS	0	2	1	3	1	3	1	2	3	2	18
IA80	Surgical Technology	AS	0	0	0	0	0	0	0	0	0	9	9
IA89	Computer Engr Tech	AS	7	4	7	6	2	8	10	10	3	4	61
IA91	Radiography	AS	18	21	17	22	23	18	20	18	18	20	195
IA92	Nuclear Medicine Technology	AS	7	3	8	5	7	8	4	6	4	4	56
IA93	Radiation Therapy	AS	5	8	4	3	6	8	7	5	3	10	59
IA96	Railroad Engineering Technlgy	AS	0	0	0	0	4	6	7	8	1	7	33
IA97	Computer Science	AS	10	8	13	19	18	15	25	11	29	17	165
IA98	Liberal Arts & Sciences	AA	115	133	139	161	151	225	219	227	206	194	1,770
IA99	Railroad:Signaling & Comm Opt	AS	0	0	3	9	10	2	5	10	4	5	48
IB12	Nutrition and Dietetics	AS	0	0	0	0	0	0	18	12	5	8	43
IB13	Dietetic Technology	AS	8	15	14	9	14	13	5	0	0	0	78
IB17	Early Childhood Educ: Career	AS	7	8	8	11	6	7	10	13	4	6	80
IB18	Early Childhood Educ: Transfer	AS	17	21	32	25	19	17	15	24	14	14	198
IB21	Electrical Engr Tech	AS	6	7	14	11	7	5	10	8	4	11	83
IB22	Engineering Sci/Coll of Tech	AS	5	5	6	8	9	12	9	8	14	13	89
IB23	Environmental Sci & Toxicology	AS	0	2	2	2	3	2	1	1	1	3	17
IB24	BOT: Adm Asst/Foreign	AS	0	1	2	0	0	0	0	0	0	0	3
IB25	BOT: Adm Asst	AS	3	1	2	6	6	5	1	1	2	2	29
IB26	Retail Mgt/FashionMerchandising	AS	2	5	4	3	4	3	4	1	4	4	34
IB27	General Engineering Technology	AAS	0	1	2	1	0	1	2	0	1	0	8
IB31	General Studies	AS	161	135	129	112	114	119	84	74	61	45	1,034
IB35	Food Service Management	AS	1	2	2	3	3	3	6	4	7	3	34
IB36	Hotel/Motel Management	AS	1	1	5	3	3	4	3	5	6	3	34
IB38	Human Services:Career	AS	0	1	5	8	11	11	12	6	8	4	66
IB39	Human Services:Gerontology	AS	0	1	3	2	2	2	0	0	1	0	11
IB40	Human Services: Transfer	AS	14	19	9	7	16	19	14	8	9	2	117
IB45	BOT: Legal Adm Asst	AS	2	0	0	1	0	2	0	0	0	0	5
IB50	Mechanical Engineering Tech	AS	0	2	1	1	1	8	0	0	1	7	21
IB51	BOT: Medical Adm Asst	AS	8	14	11	11	12	9	5	5	6	3	84
IB52	Manufacturing Engr Tech	AS	1	3	3	3	5	2	2	2	8	6	35
IB57	BOT: Word Processing	AS	1	1	0	0	0	0	0	0	0	0	2
IB59	Studio Art	AS	4	0	1	5	0	2	2	1	2	2	19
IB60	Studio Art: Graphic Design	AS	9	6	7	6	5	11	10	8	8	10	80
IB61	Natural Sciences & Mathematics	AS	0	3	2	3	4	7	1	5	2	3	30
IB63	Bus Admin Management Option	AS	3	8	7	10	14	15	11	14	11	5	98
IB64	Computer Sci: Networking Opt	AS	4	7	10	7	6	9	5	2	6	1	57
IB66	Business Admin: Marketing	AS	1	1	0	4	1	2	6	1	2	2	20
IB67	Exercise Science & Wellness	AS	1	1	1	10	3	6	7	7	2	2	40
IB68	BOT: Elec Hlth Records & Coding	AS	0	0	0	0	0	3	8	9	8	6	34
IF05	Fire Technology & Admin	AS	1	1	1	1	1	5	0	0	0	0	10
IF07	Drug & Alcohol Recov Counselor	AS	6	13	13	7	20	11	11	8	9	12	110
IF30	Nursing - CT - CCNP	AS	84	83	87	104	133	88	92	83	99	89	942
IG01	CSCU Transfer: Biology Studies	AA	0	0	0	0	0	0	0	0	2	3	5
IG03	CSCU Transfer: Comm Studies	AA	0	0	0	0	0	0	0	0	0	1	1
IG04	CSCU Transfer: Crim Studies	AA	0	0	0	0	0	0	0	0	1	7	8
IG05	CSCU Transfer: English Studies	AA	0	0	0	0	0	0	0	0	1	0	1
IG06	CSCU Transfer: History Studies	AA	0	0	0	0	0	0	0	1	1	1	3
IG07	CSCU Transfer: Math Studies	AA	0	0	0	0	0	0	0	0	0	1	1
IG08	CSCU Transfer: Pol Sci Studies	AA	0	0	0	0	0	0	0	1	0	2	3
IG09	CSCU Transfer: Psych Studies	AA	0	0	0	0	0	0	0	3	4	9	16
IG10	CSCU Transfer:Socl Wrk Studies	AA	0	0	0	0	0	0	0	2	4	7	13
IG11	CSCU Transfer:SociologyStudies	AA	0	0	0	0	0	0	0	0	0	1	1
IG12	CSCU Transfer:Business Studies	AA	0	0	0	0	0	0	0	1	12	16	29
IG13	CSCU Transfer:Comp Sci Studies	AA	0	0	0	0	0	0	0	0	4	3	7
IG14	CSCU Transfer: ECTC Studies	AA	0	0	0	0	0	0	0	0	1	0	1

Code	Major	Degree	2010-2011	2011-2012	2012-2013	2013-2014	2014-2015	2015-2016	2016-2017	2017-2018	2018-2019	2019-2020	TOTAL DEGREES AWARDED (by Major)
IJ01	Family Support & Respite Care	CERT	0	0	0	0	0	1	0	0	0	0	1
IJ03	Computer Servicing Certificate	CERT	6	9	9	3	3	5	6	12	6	1	60
IJ04	Bus Adm: Accountant's Asst Cert	CERT	5	10	6	17	4	15	10	12	16	5	100
IJ10	BOT: Med AdmAsst Cert	CERT	8	13	9	10	11	12	8	13	9	4	97
IJ11	BOT: Admin. Assist Cert	CERT	2	1	2	1	0	2	0	1	2	1	12
IJ17	Alternative Fuel Vehicle Cert	CERT	1	1	0	0	0	0	0	0	0	0	2
IJ18	Solar Technology Certificate	CERT	0	2	0	5	1	0	0	0	0	0	8
IJ19	Clean Water Management Cert	CERT	0	6	2	0	0	1	0	1	1	1	12
IJ20	General Automotive Technology	CERT	0	4	6	8	13	7	4	2	0	0	44
IJ21	Automotive Technology (GM)	CERT	0	0	0	0	3	0	0	0	2	4	9
IJ22	Alternative Energy Transp Tech	CERT	0	1	2	0	0	0	0	0	0	0	3
IJ23	Automotive Tech - Honda PACT	CERT	0	0	0	0	0	0	0	3	0	4	7
IJ24	Comp Auto Repair & Srvc (CARS)	CERT	0	0	0	0	0	0	2	5	8	12	27
IJ25	Business Adm: Bookkeeping Cert	CERT	0	0	1	2	1	0	1	1	1	0	7
IJ26	BOT:Office Apps Skills Update	CERT	0	1	1	1	3	3	2	2	0	1	14
IJ27	Network Administrator	CERT	0	0	0	0	3	0	0	1	0	0	4
IJ28	Drug & Alcohol Recov Counselor	CERT	0	0	0	0	0	0	0	24	19	21	64
IJ42	Business Administration Cert	CERT	1	0	3	5	6	17	10	18	13	7	80
IJ44	Computer Science Networking	CERT	2	0	2	1	2	3	5	3	1	2	21
IJ48	Interdiscpl Peace Collab&Confl	CERT	0	0	0	0	0	1	1	0	2	1	5
IJ50	Computer Assisted Drafting Ct	CERT	1	2	2	4	8	6	6	3	8	8	48
IJ53	Child Dvlpmt Assoc Cred Cert	CERT	3	1	1	1	1	1	1	2	1	0	12
IJ55	Quality Control Certificate	CERT	0	1	1	1	2	2	0	1	12	2	22
IJ59	Therapeutic Recreation Certif	CERT	13	17	9	13	6	11	6	10	14	7	106
IJ60	Management Cert	CERT	1	2	4	1	6	9	6	12	13	3	57
IJ69	Computer Science Certificate	CERT	1	4	1	11	7	2	4	6	5	7	48
IJ71	Water Mgmt Certificate	CERT	10	4	19	18	10	4	7	21	8	9	110
IJ72	Nuclear Medicine Tech	CERT	0	0	0	0	1	1	0	1	0	0	3
IJ73	Entrepreneurial Studies Cert	CERT	1	0	0	1	0	2	3	5	3	1	16
IJ74	Fitness Specialist Certificate	CERT	1	1	2	10	3	8	4	8	2	2	41
IJ75	Early Childhood SpecialEd Cert	CERT	0	0	1	1	0	2	0	1	0	1	6
IJ78	Youth Worker Certificate	CERT	0	0	0	0	0	6	6	2	6	0	20
IJ81	Gerontology Certificate	CERT	3	1	2	0	2	0	2	3	1	0	14
IJ82	Culinary Arts Certificate	CERT	1	6	7	3	2	4	8	5	6	3	45
IJ83	Human Services Certificate	CERT	0	5	6	2	14	16	18	21	23	17	122
IJ85	BOT: InfoProcTechCert	CERT	1	0	0	0	0	1	0	0	0	0	2
IJ86	Professional Baker Cert	CERT	0	2	4	1	1	5	4	3	5	0	25
IJ88	Firefighter 1 and 2	CERT	0	0	0	0	0	0	6	1	0	0	7
IJ89	Early Childhood Ed TchrAsstCrt	CERT	0	2	1	0	1	0	0	0	0	0	4
IJ94	Electronics Technician Cert	CERT	17	34	21	18	16	14	14	20	15	11	180
IJ95	Substance Abuse Counselor Cert	CERT	38	29	41	20	26	32	27	13	0	1	227
IJ96	Teacher Assistant Cert	CERT	0	1	4	3	5	4	2	5	5	2	31
IJ97	Automotive Technology Cert	CERT	0	0	1	1	0	1	0	0	0	0	3
IJ99	Meetings,Conventions Mgmt	CERT	1	0	1	2	0	1	4	1	1	1	12
IK02	Environ Sci & Toxicology Cert	CERT	1	3	0	1	0	1	0	0	0	0	6
IK03	Retail Mgmt/Fashion Merch Cert	CERT	1	5	0	2	0	1	3	0	4	1	17
IK05	Web Design Certificate	CERT	0	2	4	2	5	8	5	2	5	4	37
IK55	Health Career Pathways Cert	CERT	39	0	2	0	1	38	17	12	0	3	112
TOTAL DEGREES AWARDED (by Academic Year)			724	773	801	838	874	1,020	926	933	884	783	8,556

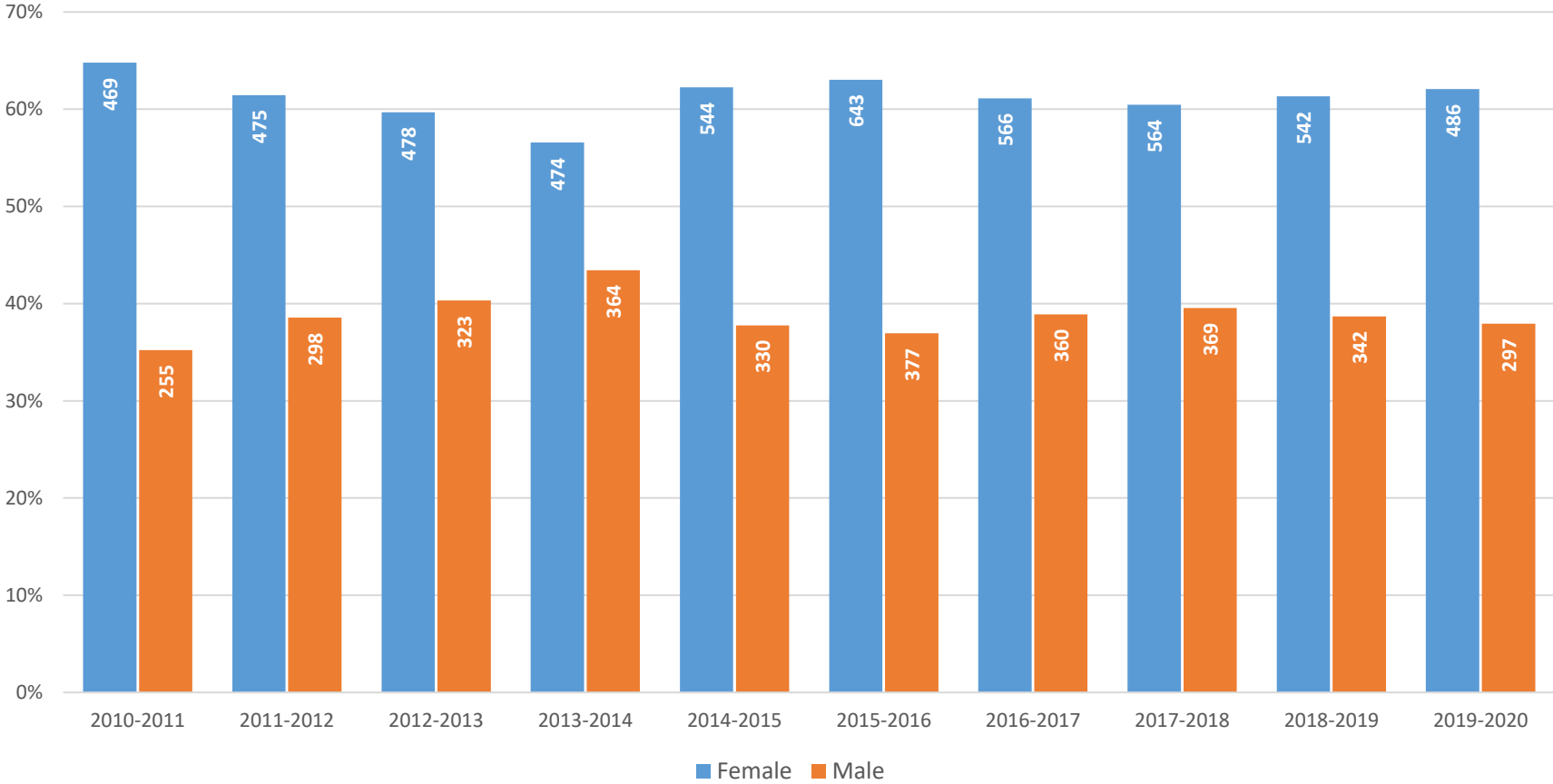
Degrees/Certificates Awarded 10-Year Trend



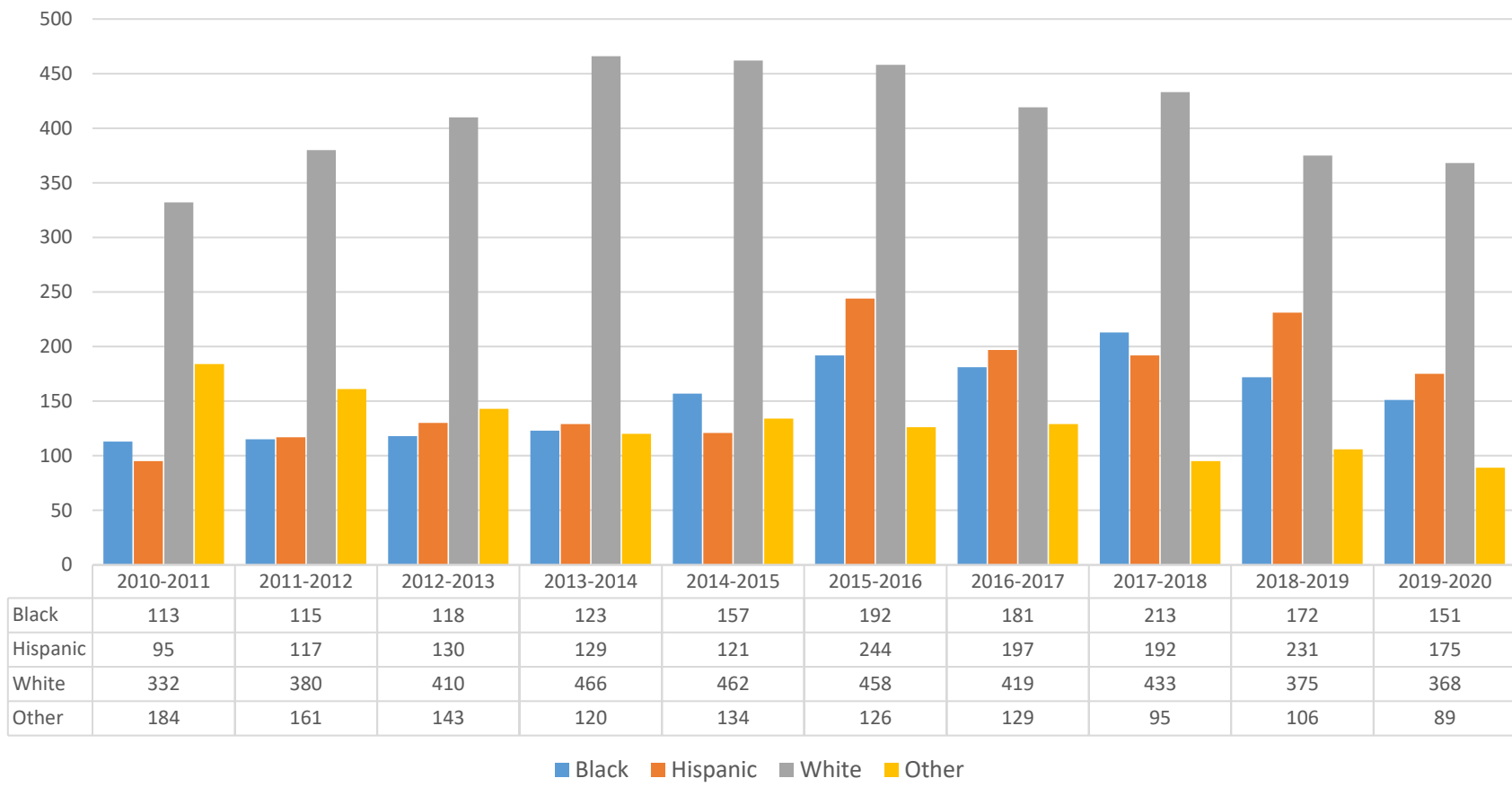
Graduates by Age Group 10-Year Trend



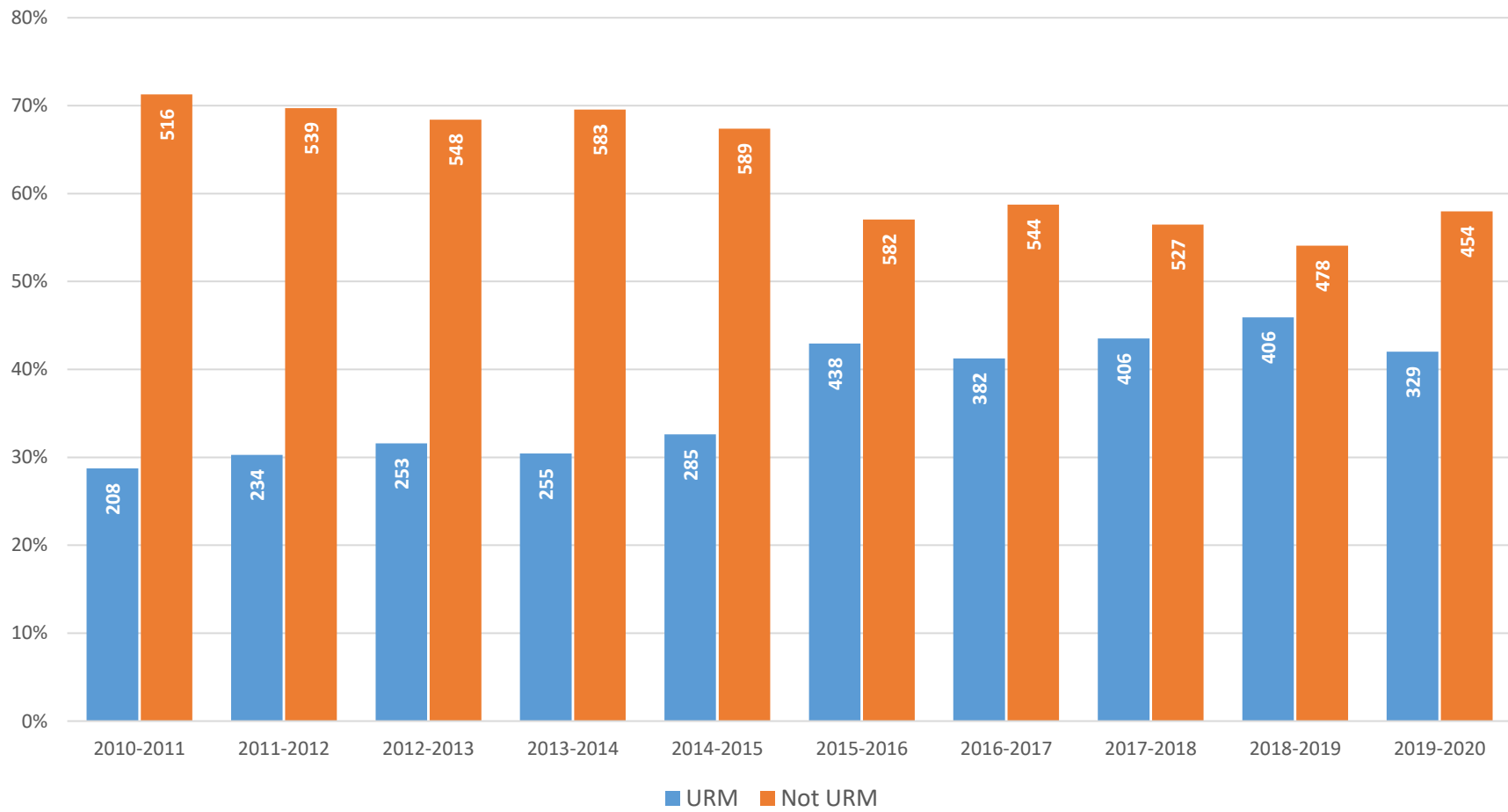
Graduates by Gender 10-Year Trend



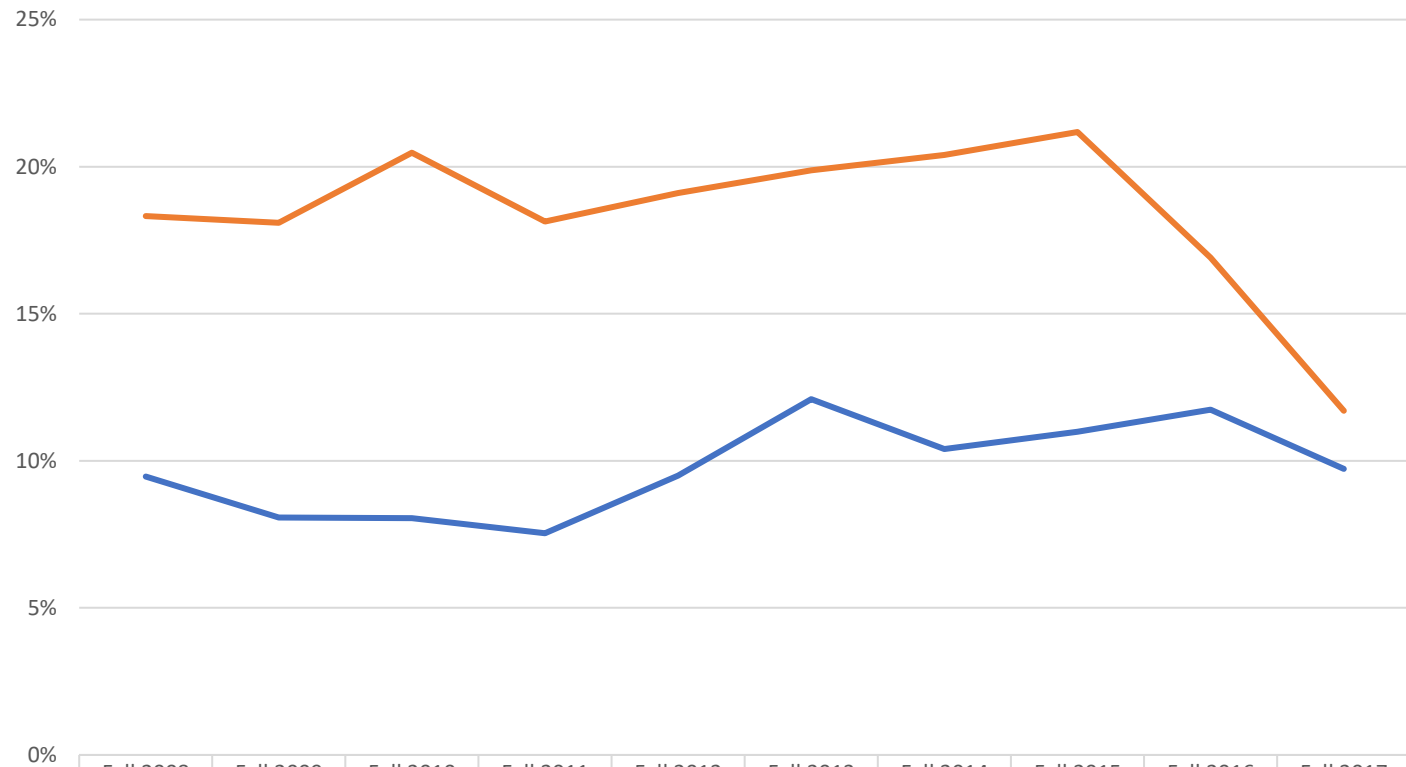
Graduates by Race/Ethnicity 10-Year Trend



Graduates by URM Status 10-Year Trend



Three-Year Graduation and Transfer Rates



	Fall 2008	Fall 2009	Fall 2010	Fall 2011	Fall 2012	Fall 2013	Fall 2014	Fall 2015	Fall 2016	Fall 2017
Graduation Rate	9.5%	8.1%	8.1%	7.5%	9.5%	12.1%	10.4%	11.0%	11.7%	9.7%
Non-Graduate Transfer Rate	18.3%	18.1%	20.5%	18.1%	19.1%	19.9%	20.4%	21.2%	16.9%	11.7%

— Graduation Rate — Non-Graduate Transfer Rate