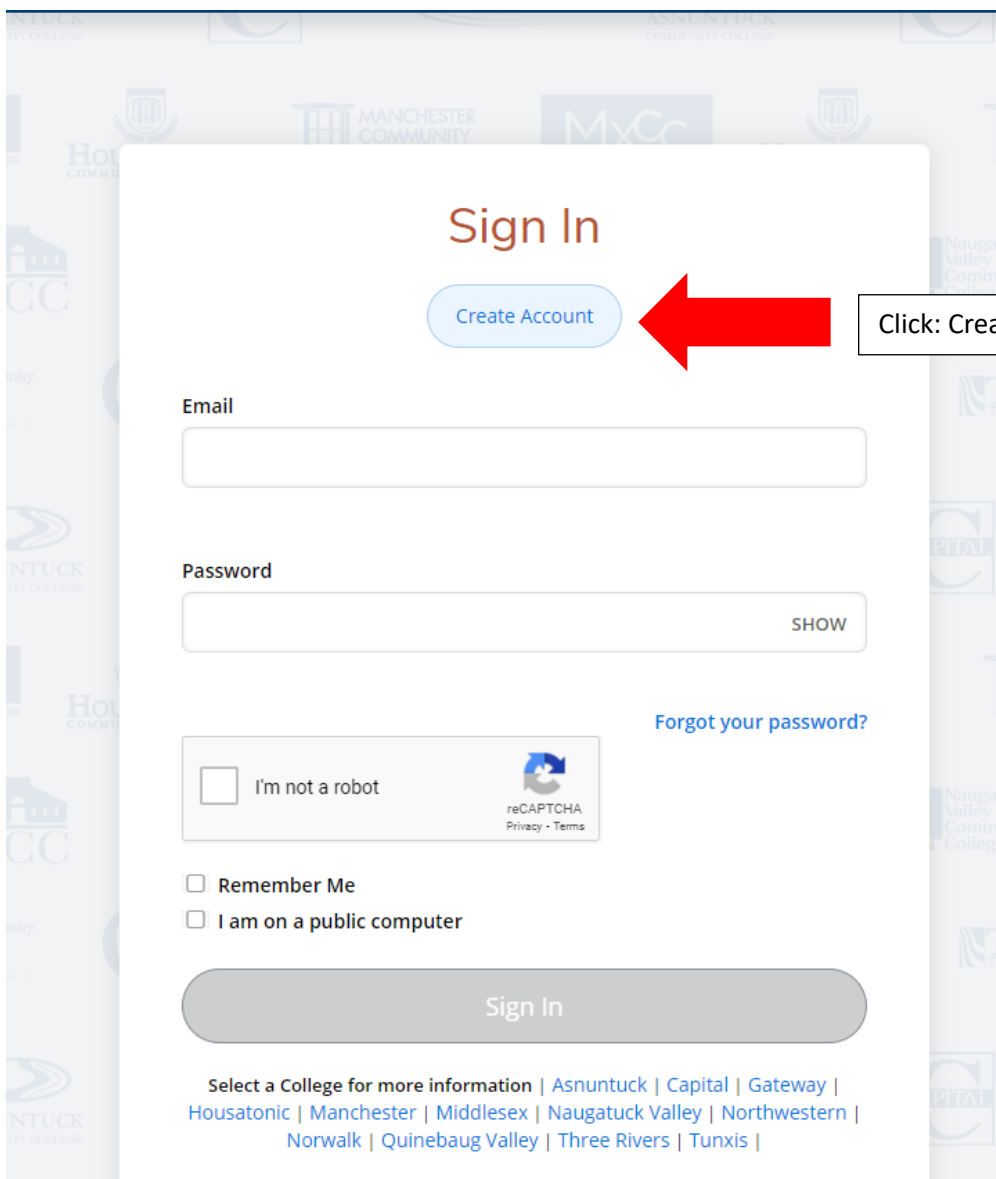


Items you will need to get started:

- Email Account (please use a personal email account and not a school email account)
- To Apply Now Click [HERE](#)

Step by Step Admission Application Instructions:

1. Go to www.gatewayct.edu
2. Select: Apply Now
3. Select Apply Now for Summer or Fall or Winter or Spring
4. You will be directed to the Online Admissions Application webpage
5. To Start your Online Application you MUST click Create Account




Sign In

[Create Account](#) ← Click: Create Account

Email

Password [SHOW](#)

[Forgot your password?](#)

I'm not a robot  reCAPTCHA
Privacy - Terms

Remember Me

I am on a public computer

[Sign In](#)

Select a College for more information | [Asnuntuck](#) | [Capital](#) | [Gateway](#) | [Housatonic](#) | [Manchester](#) | [Middlesex](#) | [Naugatuck Valley](#) | [Northwestern](#) | [Norwalk](#) | [Quinebaug Valley](#) | [Three Rivers](#) | [Tunxis](#) |



6. Complete and enter all fields in the **Contact Information** portion.

Create Account

Contact Information

First Name *

Last Name *

Email Address *

Confirm Email Address *

Preferred Phone *

Please only provide a phone number in the Mobile or Home text box. If there is none available in your non-preferred number, leave blank.

Mobile Phone

Home Phone

Text Messaging

If you wish to receive important text messages regarding your application and enrollment information, choose Allow to opt in below. For more information, please view our [terms of service](#) and [privacy notice](#).

Do Not Allow Allow

Birth Date *

Permanent Address

Provide your full permanent address.

Country

Address

The street and city address should correspond to the country you listed above.

Address (cont)

City

State/Province

ZIP/Postal Code




7. **Select: Gateway CC as the College of your Choice**

College *

- Asnuntuck CC
- Capital CC
- Gateway CC**
- Housatonic CC
- Manchester CC
- Middlesex CC
- Naugatuck Valley CC
- Northwestern CT CC
- Norwalk CC
- Quinebaug Valley CC
- Three Rivers CC
- Tunxis CC

reCAPTCHA
Privacy - Terms

Create Account



Select Gateway CC


- 8. **Select Entry Term:** Summer, Winter, Fall OR Spring
- 9. **Select your Student Type:** New, Transfer OR Readmit
- 10. **Select your Area of Interest**
- 11. **Select an Academic Program/Major**

College *

Start Term - Only the available application terms will appear in the dropdown *

Classes are offered for each term during this timeframe:

- **Fall** - August to December
- **Winter** - Intersession classes, late December to mid January
- **Spring** - January to May
- **Summer** - May to August




Select Entry Term

Student Type *


Select the Student Type that describes you:

- **New, 1st time at any college** should be selected if you have not attempted any college credits after high school completion.
- **Readmit** should be selected if you had attended this Academic College prior to 2 years ago.
- **Transfer**, with or without credit, should be selected if you have attempted any college credits after high school completion.



Select Student Type

Area of Interest



Select Area of Interest




12. Create a Password

- Write down your password, this will allow you to log into your application account.

13. Click on Create Account

Account Information

Form fields for Password and Confirm Password, both marked with a red asterisk (*).



Create a Password

I'm not a robot checkbox and reCAPTCHA logo.

Create Account

14. You will now begin completing your Gateway Community College - Online Admissions Application.

15. Complete each portion of the Application and click on Save & Continue after completing each portion.

- Personal
- Academic Plans
- Demographics
- Academic History
- Self-Attestation & Signature

Fall 2021 - GCC - GCC-A.A. - LIBERAL ARTS AND SCIENCES

Review Supplemental Items & Documents

Print Withdraw

Personal Academic Plans Demographics Academic History Self Attestation & Signature

Please enter your information in each of the following sections. Fields with a red asterisk (*) are required and must be completed before you can submit your application. Additional questions may become required based on your answers to a previous question.

Name

Legal First Name * Middle Name

Legal Last Name *

Former Last Name

If you have been a prior student in the community college system with a different last name, it is important to provide your former name to ensure a match to your records.




Complete each portion of the Application

Previous Page

Save Application

Save & Continue



Click SAVE & CONTINUE after completing each portion of the Application portion

16. Enter the name of the High School you attended.

- If you attended high school outside of the United States, type: Out of Country

17. If you attended another college, please enter the College you attended.

Review Supplemental Items & Documents

Print Withdraw

Personal Academic Plans Demographics **Academic History** Self Attestation & Signature

Please enter your information in each of the following sections. Fields with a red asterisk (*) are required and must be completed before you can submit your application. Additional questions may become required based on your answers to a previous question.

Select Add High School to list each high school you have attended.

High School (Required Information) 1

- If you attend(ed) high school outside of the United States, type "Out of Country" in the search bar and select that option.
- If no school is found, click the "School Not Found" button to enter your school information.

School Name or City (full or partial)
Enter at least 3 characters to search by school name.

Country

Home Schooled

Enter High School Information

Enter High School Information

College Credit

Have you attended other colleges for credit after completion of high school?

Attended Didn't Attend

If you attended another college
SELECT: Attended

Educational Goals & Background

What is your highest educational level?

What is your family educational background?

- 18. Please answer the Self Attestation Questions by selecting YES or NO.
- 19. Signature: Enter your Full Name and date

Fall 2021 - GCC - GCC-A.A. - LIBERAL ARTS AND SCIENCES

Review Supplemental Items & Documents

Personal Academic Plans Demographics Academic History **Self Attestation & Signature** Print Withdraw

Please enter your information in each of the following sections. Fields with a red asterisk (*) are required and must be completed before you can submit your application. Additional questions may become required based on your answers to a previous question.

Certification

Please affirm the following before you submit your application.
Do you consent to the following? *

I consent to the use of my personal email address to communicate with the Community College regarding my application for admission and processes related to that, including my Community College System-wide student identification number.
 Yes No

Do you confirm the following? *

For the purpose of enrollment or transfer to another college in the Community College System, I provide my consent and authorize the College to allow access to and release my personally identifiable information to the System's administrative office and the college to which I intend to transfer or enroll.
 Yes No

Do you certify the following? *

I certify with my signature below that I am the applicant and the information I provided is accurate. The falsification of information can deem me ineligible for any conditional financial aid awards, such as PACT (eligibility criteria includes CT Residency, graduation from a CT High School or completion of a diploma program in CT, and the condition of no prior enrollment in college after high school completion). I understand that any misleading information provided by me on this application may be cause for disciplinary action up to and including dismissal. I further understand that information collected on this application is for reporting purposes only and will not be used in the selection process for admission.
 Yes No

The electronic signature consists simply of your name, typed by you on your keyboard. The signature is your confirmation that the application you have filled out is your own work and the information is factually true. Once you type in your name, this will count as your electronic signature.
Signature * Signature Date *

Previous Page Save Application Preview Before Submission **Submit Application**

Answer each question
Yes or No

Signature: Enter your Full Name & Date

20. Click: Submit Application

The electronic signature consists simply of your name, typed by you on your keyboard. The signature is your confirmation that the application you have filled out is your own work and the information is factually true. Once you type in your name, this will count as your electronic signature.
Signature * Signature Date

Previous Page Save Application Preview Before Submission **Submit Application**

Click: Submit Application

- 21. Once, you have submitted your Admissions Application you will be redirected to your Application: **MY ACCOUNT** webpage, which will show the status of your Admissions Application.

22. You **MUST** upload Admissions Documents (*if degree seeking*) by clicking on View then select **Supplemental Items & Documents**.

- To View and Upload missing Admissions Items such as proof of high school, health immunization, SAT Scores and SS Election Form look under the **ACTION** heading, click **“View”** then select **“Supplemental Items & Documents”**

The screenshot shows the 'My Account' dashboard. At the top, it says 'Welcome Thomas, get started:' with buttons for 'Application status', 'Apply to another college', and 'Upcoming events'. The main section is 'My Applications' with a 'Create a New Application' link. A table lists applications, with the 'ACTION' column circled in red, containing a 'View' link. Other sections include 'Events', 'My Profile', and 'Area of Interest'.

APPLICATION	STATUS	ACTION
Fall 2021 - GCC - GCC-A.A. - LIBERAL ARTS AND SCIENCES	Submitted	View

The screenshot shows the application form for 'Fall 2021 - GCC - GCC-A.A. - LIBERAL ARTS AND SCIENCES'. The 'Supplemental Items & Documents' tab is circled in red, with a red arrow pointing to it. The form includes a 'Review' link, 'Print' and 'Withdraw' buttons, and a 'Name' section with fields for 'Legal First Name', 'Middle Name', 'Legal Last Name', 'Former Last Name', and 'Preferred First Name'.

**Click:
Supplemental
Items &
Documents**

Fall 2021 - GCC - GCC-A.A. - LIBERAL ARTS AND SCIENCES

Review [Supplemental Items & Documents](#)

Supplemental Items - All Items with an * are Required to Complete Your Application

ITEM	SUBMISSION STATUS	ACTION
<p>* SSN Election Form</p> <p>Social Security Election Form (pdf) Complete and upload the social security election form (pdf) to either provide your social security number elect not to provide it or indicate that you do not have a social security number.</p>	Not Received	<input type="button" value="Choose Files"/> No file chosen
<p>Immunization</p> <p>Immunization Form (pdf) Please download and print the Immunization Form (pdf) Bring to your physician to have it completed Scan and upload here</p>	Not Received	<input type="button" value="Choose Files"/> No file chosen
<p>Proof of High School Completion - GCC</p> <p>Please upload proof of high school completion. this could be your high school diploma or transcript, or official college transcript with completion of a degree, or GED, TASC, HISET or other equivalency.</p>	Not Received	<input type="button" value="Choose File"/> No file chosen
<p>SAT/ACT Scores</p> <p>Official results of SAT/ACT tests; unofficial test scores that include your name and test date are accepted</p>	Not Received	<input type="button" value="Choose Files"/> No file chosen
<p>Official High School Transcript</p> <p>Official transcript from High School</p>	Not Received	

Recommendation Requests

There are currently no recommendation requests associated with this application.

Instructions on how to upload Admission Documents:

- All Admissions Documents can be uploaded to the application account.
 1. Log into your online application account: Click [HERE](#)
 2. After you login, look under the Action heading, click "View"
 3. Then select the "Supplemental Items& Documents" tab
 4. You will then select the Item/Document you would like to submit
 5. Then upload your Item/Document

To Apply for another semester OR Another College:

1. Log into your online Application Account: Click [HERE](#)
2. After you login, Click on: Create a New Application
3. Click on start a New general Admission Application
4. Select the CT Community College you would like attend
5. Begin your Admissions Application

For more information please contact the Admissions Office 203-285-2010 OR
Admissions@gatewayct.edu